



SIMATIC S7-1500TF, CPU 1518TF-4 PN/DP, central processing unit with 9 MB work memory for program and 60 MB for data, 1st interface: PROFINET IRT with 2-port switch, 2nd interface: PROFINET RT, 3rd interface: PROFINET basic services, 4th interface: PROFIBUS, 1 ns bit performance, SIMATIC memory card required

General information	
Product type designation	CPU 1518TF-4 PN/DP
HW functional status	FS11
Firmware version	V3.1
• FW update possible	Yes
Product function	
• I&M data	Yes; I&M0 to I&M3
• Isochronous mode	Yes; Distributed and central; with minimum OB 6x cycle of 125 µs (distributed) and 1 ms (central)
• SysLog	Yes
Engineering with	
• STEP 7 TIA Portal configurable/integrated from version	V19 (FW V3.1) / V17 (FW V2.9) or higher
Configuration control	
via dataset	Yes
Display	
Screen diagonal [cm]	6.1 cm
Control elements	
Number of keys	6
Mode selector switch	1
Supply voltage	
Rated value (DC)	24 V
permissible range, lower limit (DC)	19.2 V
permissible range, upper limit (DC)	28.8 V
Reverse polarity protection	Yes
Mains buffering	
• Mains/voltage failure stored energy time	5 ms
• Repeat rate, min.	1/s
Input current	
Current consumption (rated value)	1.55 A
Current consumption, max.	1.9 A
Inrush current, max.	1.9 A; Rated value
I ² t	0.4 A ² ·s
Power	
Infeed power to the backplane bus	12 W
Power consumption from the backplane bus (balanced)	30 W
Power loss	
Power loss, typ.	24 W
Memory	
Number of slots for SIMATIC memory card	1

SIMATIC memory card required	Yes
Work memory	
• integrated (for program)	9 Mbyte
• integrated (for data)	60 Mbyte
Load memory	
• Plug-in (SIMATIC Memory Card), max.	32 Gbyte
Backup	
• maintenance-free	Yes
CPU processing times	
for bit operations, typ.	1 ns
for word operations, typ.	2 ns
for fixed point arithmetic, typ.	2 ns
for floating point arithmetic, typ.	6 ns
CPU-blocks	
Number of elements (total)	20 000; Blocks (OB, FB, FC, DB) and UDTs
DB	
• Number range	1 ... 60 999; subdivided into: number range that can be used by the user: 1 ... 59 999, and number range of DBs created via SFC 86: 60 000 ... 60 999
• Size, max.	16 Mbyte; For DBs with absolute addressing, the max. size is 64 KB
FB	
• Number range	0 ... 65 535
• Size, max.	1 Mbyte
FC	
• Number range	0 ... 65 535
• Size, max.	1 Mbyte
OB	
• Size, max.	1 Mbyte
• Number of free cycle OBs	100
• Number of time alarm OBs	20
• Number of delay alarm OBs	20
• Number of cyclic interrupt OBs	20; with minimum OB 3x cycle of 100 µs
• Number of process alarm OBs	50
• Number of DPV1 alarm OBs	3
• Number of isochronous mode OBs	3
• Number of technology synchronous alarm OBs	2
• Number of startup OBs	100
• Number of asynchronous error OBs	4
• Number of synchronous error OBs	2
• Number of diagnostic alarm OBs	1
Nesting depth	
• per priority class	24; Up to 8 possible for F-blocks
Counters, timers and their retentivity	
S7 counter	
• Number	2 048
Retentivity	
— adjustable	Yes
IEC counter	
• Number	Any (only limited by the main memory)
Retentivity	
— adjustable	Yes
S7 times	
• Number	2 048
Retentivity	
— adjustable	Yes
IEC timer	
• Number	Any (only limited by the main memory)
Retentivity	
— adjustable	Yes
Data areas and their retentivity	

Retentive data area (incl. timers, counters, flags), max.	768 kbyte; In total; available retentive memory for bit memories, timers, counters, DBs, and technology data (axes): 700 KB
Extended retentive data area (incl. timers, counters, flags), max.	20 Mbyte; When using PS 6 0W 24/48/60 V DC HF
Flag	
• Size, max.	16 kbyte
• Number of clock memories	8; 8 clock memory bit, grouped into one clock memory byte
Data blocks	
• Retentivity adjustable	Yes
• Retentivity preset	No
Local data	
• per priority class, max.	64 kbyte; max. 16 KB per block
Address area	
Number of IO modules	16 384; max. number of modules / submodules
I/O address area	
• Inputs	32 kbyte; All inputs are in the process image
• Outputs	32 kbyte; All outputs are in the process image
per integrated IO subsystem	
— Inputs (volume)	32 kbyte; max. 32 KB via X1; max. 8 KB via X2 or X4
— Outputs (volume)	32 kbyte; max. 32 KB via X1; max. 8 KB via X2 or X4
per CM/CP	
— Inputs (volume)	8 kbyte
— Outputs (volume)	8 kbyte
Subprocess images	
• Number of subprocess images, max.	32
Hardware configuration	
Number of distributed IO systems	64; A distributed I/O system is characterized not only by the integration of distributed I/O via PROFINET or PROFIBUS communication modules, but also by the connection of I/O via AS-i master modules or links (e.g. IE/PB-Link)
Number of DP masters	
• integrated	1
• Via CM	8; A maximum of 8 CMs/CPs (PROFIBUS, PROFINET, Ethernet) can be inserted in total
Number of IO Controllers	
• integrated	2
• Via CM	8; A maximum of 8 CMs/CPs (PROFIBUS, PROFINET, Ethernet) can be inserted in total
Rack	
• Modules per rack, max.	32; CPU + 31 modules
• Number of lines, max.	1
PtP CM	
• Number of PtP CMs	the number of connectable PtP CMs is only limited by the number of available slots
Time of day	
Clock	
• Type	Hardware clock
• Backup time	6 wk; At 40 °C ambient temperature, typically
• Deviation per day, max.	10 s; Typ.: 2 s
Operating hours counter	
• Number	16
Clock synchronization	
• supported	Yes
• to DP, master	Yes
• on DP, device	Yes
• in AS, master	Yes
• in AS, device	Yes
• on Ethernet via NTP	Yes
Interfaces	
Number of PROFINET interfaces	3
Number of PROFIBUS interfaces	1
1. Interface	

Interface types	
• RJ 45 (Ethernet)	Yes; X1
• Number of ports	2
• integrated switch	Yes
Protocols	
• IP protocol	Yes; IPv4
• PROFINET IO Controller	Yes
• PROFINET IO Device	Yes
• SIMATIC communication	Yes
• Open IE communication	Yes; Optionally also encrypted
• Web server	Yes
• Media redundancy	Yes
PROFINET IO Controller	
Services	
— Isochronous mode	Yes
— Direct data exchange	Yes; Requirement: IRT and isochronous mode (MRPD optional)
— IRT	Yes
— PROFINergy	Yes; per user program
— Prioritized startup	Yes; Max. 32 PROFINET devices
— Number of connectable IO Devices, max.	512; In total, up to 1 000 distributed I/O devices can be connected via AS-i, PROFIBUS or PROFINET
— Of which IO devices with IRT, max.	64
— Number of connectable IO Devices for RT, max.	512
— of which in line, max.	512
— Number of IO Devices that can be simultaneously activated/deactivated, max.	8; in total across all interfaces
— Number of IO Devices per tool, max.	8
— Updating times	The minimum value of the update time also depends on communication share set for PROFINET IO, on the number of IO devices, and on the quantity of configured user data
— PROFINET Security Class	1
Update time for IRT	
— for send cycle of 125 µs	125 µs
— for send cycle of 187.5 µs	187.5 µs
— for send cycle of 250 µs	250 µs to 4 ms
— for send cycle of 500 µs	500 µs to 8 ms
— for send cycle of 1 ms	1 ms to 16 ms
— for send cycle of 2 ms	2 ms to 32 ms
— for send cycle of 4 ms	4 ms to 64 ms
— With IRT and parameterization of "odd" send cycles	Update time = set "odd" send clock (any multiple of 125 µs: 375 µs, 625 µs ... 3 875 µs)
Update time for RT	
— for send cycle of 250 µs	250 µs to 128 ms
— for send cycle of 500 µs	500 µs to 256 ms
— for send cycle of 1 ms	1 ms to 512 ms
— for send cycle of 2 ms	2 ms to 512 ms
— for send cycle of 4 ms	4 ms to 512 ms
PROFINET IO Device	
Services	
— Isochronous mode	No
— IRT	Yes; Minimum send cycle of 250 µs
— PROFINergy	Yes; per user program
— Shared device	Yes
— Number of IO Controllers with shared device, max.	4
— activation/deactivation of I-devices	Yes; per user program
— Asset management record	Yes; per user program
— PROFINET Security Class	SNMP Configuration and DCP Read Only
2. Interface	
Interface types	
• RJ 45 (Ethernet)	Yes; X2











• Number of ports	1
• integrated switch	No
Protocols	
• IP protocol	Yes; IPv4
• PROFINET IO Controller	Yes
• PROFINET IO Device	Yes
• SIMATIC communication	Yes
• Open IE communication	Yes; Optionally also encrypted
• Web server	Yes
• Media redundancy	No
PROFINET IO Controller	
Services	
— Isochronous mode	No
— Direct data exchange	No
— IRT	No
— PROFINergy	Yes; per user program
— Prioritized startup	No
— Number of connectable IO Devices, max.	128; In total, up to 1 000 distributed I/O devices can be connected via AS-i, PROFIBUS or PROFINET
— Number of connectable IO Devices for RT, max.	128
— of which in line, max.	128
— Number of IO Devices that can be simultaneously activated/deactivated, max.	8; in total across all interfaces
— Number of IO Devices per tool, max.	8
— Updating times	The minimum value of the update time also depends on communication share set for PROFINET IO, on the number of IO devices, and on the quantity of configured user data
— PROFINET Security Class	1
Update time for RT	
— for send cycle of 1 ms	1 ms to 512 ms
PROFINET IO Device	
Services	
— Isochronous mode	No
— IRT	No
— PROFINergy	Yes; per user program
— Prioritized startup	No
— Shared device	Yes
— Number of IO Controllers with shared device, max.	4
— activation/deactivation of I-devices	Yes; per user program
— Asset management record	Yes; per user program
— PROFINET Security Class	SNMP Configuration and DCP Read Only
3. Interface	
Interface types	
• RJ 45 (Ethernet)	Yes; X3
• Number of ports	1
• integrated switch	No
Protocols	
• IP protocol	Yes; IPv4
• PROFINET IO Controller	No
• PROFINET IO Device	No
• SIMATIC communication	Yes
• Open IE communication	Yes; Optionally also encrypted
• Web server	Yes
4. Interface	
Interface types	
• RS 485	Yes; X4
• Number of ports	1
Protocols	
• PROFIBUS DP master	Yes
• PROFIBUS DP device	No

• SIMATIC communication	Yes
PROFIBUS DP master	
• Number of connections, max.	48; for the integrated PROFIBUS DP interface
• max. number of DP devices	125; In total, up to 1 000 distributed I/O devices can be connected via AS-i, PROFIBUS or PROFINET
Services	
— Equidistance	Yes
— Isochronous mode	Yes
— activation/deactivation of DP devices	Yes
Interface types	
RJ 45 (Ethernet)	
• 100 Mbps	Yes
• 1000 Mbps	Yes; Only possible at the X3 interface of the CPU 1518
• Autonegotiation	Yes
• Autocrossing	Yes
• Industrial Ethernet status LED	Yes
RS 485	
• Transmission rate, max.	12 Mbit/s
Protocols	
PROFIsafe	Yes; V2.4 / V2.6
Number of connections	
• Number of connections, max.	384; via integrated interfaces of the CPU and connected CPs / CMs
• Number of connections reserved for ES/HMI/web	10
• Number of connections via integrated interfaces	320
• Number of S7 routing paths	64; in total, only 16 S7-Routing connections are supported via PROFIBUS
Redundancy mode	
• H-Sync forwarding	Yes
Media redundancy	
— Media redundancy	only via 1st interface (X1)
— MRP	Yes; MRP Automanager according to IEC 62439-2 Edition 2.0, MRP Manager; MRP Client
— MRP interconnection, supported	Yes; as MRP ring node according to IEC 62439-2 Edition 3.0
— MRPD	Yes; Requirement: IRT
— Switchover time on line break, typ.	200 ms; For MRP, bumpless for MRPD
— Number of stations in the ring, max.	50
SIMATIC communication	
• PG/OP communication	Yes; encryption with TLS V1.3 pre-selected
• S7 routing	Yes
• Data record routing	Yes
• S7 communication, as server	Yes
• S7 communication, as client	Yes
• User data per job, max.	See online help (S7 communication, user data size)
Open IE communication	
• TCP/IP	Yes
— Data length, max.	64 kbyte
— several passive connections per port, supported	Yes
• ISO-on-TCP (RFC1006)	Yes
— Data length, max.	64 kbyte
• UDP	Yes
— Data length, max.	2 kbyte; 1 472 bytes for UDP broadcast
— UDP multicast	Yes; 128 multicast circuits (of which max. 5 via X1)
• DHCP	Yes
• DNS	Yes
• SNMP	Yes
• DCP	Yes
• LLDP	Yes
• Encryption	Yes; Optional
Web server	
• HTTP	Yes; Standard and user pages

<ul style="list-style-type: none"> • HTTPS • web API <ul style="list-style-type: none"> — Number of sessions, max. — number of simultaneous HTTP calls, max. — HTTP request body, max. 	Yes; Standard and user pages 200 4 131 072 byte
OPC UA	
<ul style="list-style-type: none"> • Runtime license required • OPC UA Client <ul style="list-style-type: none"> — Application authentication — Security policies — User authentication — Number of connections, max. — Number of nodes of the client interfaces, recommended max. — Number of elements for one call of OPC-UA_NodeGetHandleList/OPC-UA_ReadList/OPC-UA_WriteList, max. — Number of elements for one call of OPC-UA_NameSpaceGetIndexList, max. — Number of elements for one call of OPC-UA_MethodGetHandleList, max. — Number of simultaneous calls of the client instructions for session management, per connection, max. — Number of simultaneous calls of the client instructions for data access, per connection, max. — Number of registerable nodes, max. — Number of registerable method calls of OPC-UA_MethodCall, max. — Number of inputs/outputs when calling OPC-UA_MethodCall, max. • OPC UA Server <ul style="list-style-type: none"> — Application authentication — Security policies — User authentication — GDS support (certificate management) — Number of sessions, max. — Number of accessible variables, max. — Number of registerable nodes, max. — Number of subscriptions per session, max. — Sampling interval, min. — Publishing interval, min. — Number of server methods, max. — Number of inputs/outputs per server method, max. — Number of monitored items, recommended max. — Number of server interfaces, max. — Number of nodes for user-defined server interfaces, max. • Alarms and Conditions <ul style="list-style-type: none"> — Number of program alarms — Number of alarms for system diagnostics 	Yes; "Large" license required Yes; Data Access (registered Read/Write), Method Call Yes Available security policies: None, Basic128Rsa15, Basic256Rsa15, Basic256Sha256 "anonymous" or by user name & password 40 5 000 300 20 100 1 5 5 000 100 20 Yes; Data Access (Read, Write, Subscribe), Method Call, Alarms & Condition (A&C), Custom Address Space Yes available security policies: None, Basic128Rsa15, Basic256Rsa15, Basic256Sha256, Aes128Sha256RsaOaep, Aes256Sha256RsaPss "anonymous" or by user name & password Yes 64 200 000 50 000 50 10 ms 10 ms 100 20 24 000; for 1 s sampling interval and 1 s send interval 10 of each "Server interfaces" / "Companion specification" type and 20 of the type "Reference namespace" 50 000 Yes 400 200
Further protocols	
<ul style="list-style-type: none"> • MODBUS 	Yes; MODBUS TCP
Isochronous mode	
Equidistance	Yes
S7 message functions	
Number of login stations for message functions, max.	64
number of subscriptions, max.	750
number of tags/attributes for subscriptions, max.	50 000

Program alarms	Yes
Number of configurable program messages, max.	10 000; Program messages are generated by the "Program_Alarm" block, ProDiag or GRAPH
Number of loadable program messages in RUN, max.	10 000
Number of simultaneously active program alarms	
• Number of program alarms	4 000
• Number of alarms for system diagnostics	1 000
• Number of alarms for motion technology objects	480
Test commissioning functions	
Joint commission (Team Engineering)	Yes; Parallel online access possible for up to 10 engineering systems
Status block	Yes; Up to 16 simultaneously (in total across all ES clients)
Single step	No
Number of breakpoints	20
Profiling	No
Status/control	
• Status/control variable	Yes; without fail-safe
• Variables	inputs/outputs, bit memories, DBs, peripheral I/Os (without fail-safe), times, counters
• Number of variables, max.	
— of which status variables, max.	200; per job
— of which control variables, max.	200; per job
Forcing	
• Forcing	Yes; without fail-safe
• Forcing, variables	peripheral inputs/outputs (without fail-safe)
• Number of variables, max.	200
Diagnostic buffer	
• present	Yes
• Number of entries, max.	3 200
— of which powerfail-proof	1 000
Traces	
• Number of configurable Traces	8
• Memory size per trace, max.	512 kbyte
Interrupts/diagnostics/status information	
Diagnostics indication LED	
• RUN/STOP LED	Yes
• ERROR LED	Yes
• MAINT LED	Yes
• Connection display LINK TX/RX	Yes
Supported technology objects	
Motion Control	Yes; Note: The number of technology objects affects the cycle time of the PLC program; selection guide via the TIA Selection Tool
• Number of available Motion Control resources for technology objects	15 360
• Required Motion Control resources	
— per speed-controlled axis	40
— per positioning axis	80
— per synchronous axis	160
— per external encoder	80
— per output cam	20
— per cam track	160
— per probe	40
• Number of available Extended Motion Control resources for technology objects	512
• Required Extended Motion Control resources	
— per cam (1 000 points and 50 segments)	2
— per cam (10 000 points and 50 segments)	20
— for each set of kinematics	30
— per Interpreter	60
— Per leading axis proxy	3
• kinematics functions	

— kinematics with up to 4 interpolating axes	Yes; max. 3D + orientation
— kinematics with 5 or more interpolating axes	Yes; only with S7-1500T Motion Control KinPlus, as of TIA Portal V18 / FW V3.0
— user-defined kinematics	Yes
— SIMATIC Safe Kinematics	Yes; optional, SIMATIC Safe Kinematics V17 or higher
• Positioning axis	
— Number of positioning axes at motion control cycle of 4 ms (typical value)	140
— Number of positioning axes at motion control cycle of 8 ms (typical value)	192
Controller	
• PID_Compact	Yes; Universal PID controller with integrated optimization
• PID_3Step	Yes; PID controller with integrated optimization for valves
• PID-Temp	Yes; PID controller with integrated optimization for temperature
Counting and measuring	
• High-speed counter	Yes
Standards, approvals, certificates	
Ecological footprint	
• environmental product declaration	Yes
Global warming potential	
— global warming potential, (total) [CO2 eq]	570 kg
— global warming potential, (during production) [CO2 eq]	96.9 kg
— global warming potential, (during operation) [CO2 eq]	483 kg
— global warming potential, (after end of life cycle) [CO2 eq]	-9.97 kg
Highest safety class achievable in safety mode	
• Performance level according to ISO 13849-1	PL _e
• SIL acc. to IEC 61508	SIL 3
Probability of failure (for service life of 20 years and repair time of 100 hours)	
— Low demand mode: PFDavg in accordance with SIL3	< 2.00E-05
— High demand/continuous mode: PFH in accordance with SIL3	< 1.00E-09
Ambient conditions	
Ambient temperature during operation	
• horizontal installation, min.	0 °C
• horizontal installation, max.	60 °C; Display: 50 °C, at an operating temperature of typically 50 °C, the display is switched off
• vertical installation, min.	0 °C
• vertical installation, max.	40 °C; Display: 40 °C, at an operating temperature of typically 40 °C, the display is switched off
Ambient temperature during storage/transportation	
• min.	-40 °C
• max.	70 °C
Altitude during operation relating to sea level	
• Installation altitude above sea level, max.	5 000 m; Restrictions for installation altitudes > 2 000 m, see manual
Configuration	
Programming	
Programming language	
— LAD	Yes; incl. failsafe
— FBD	Yes; incl. failsafe
— STL	Yes
— SCL	Yes
— CFC	Yes; either CFC or failsafe functionality
— GRAPH	Yes
Know-how protection	
• User program protection/password protection	Yes
• Copy protection	Yes
• Block protection	Yes
Access protection	

<ul style="list-style-type: none">• protection of confidential configuration data• Password for display• Protection level: Write protection• Protection level: Read/write protection• Protection level: Write protection for Failsafe• Protection level: Complete protection• User administration	Yes Yes Yes Yes Yes Yes Yes; device-wide																																										
Cycle time monitoring																																											
<ul style="list-style-type: none">• lower limit• upper limit	adjustable minimum cycle time adjustable maximum cycle time																																										
Dimensions																																											
Width	175 mm																																										
Height	147 mm																																										
Depth	129 mm																																										
Weights																																											
Weight, approx.	2 079 g																																										
Classifications																																											
	<table><tr><th></th><th>Version</th><th>Classification</th></tr><tr><td>eClass</td><td>14</td><td>27-24-22-07</td></tr><tr><td>eClass</td><td>12</td><td>27-24-22-07</td></tr><tr><td>eClass</td><td>9.1</td><td>27-24-22-07</td></tr><tr><td>eClass</td><td>9</td><td>27-24-22-07</td></tr><tr><td>eClass</td><td>8</td><td>27-24-22-07</td></tr><tr><td>eClass</td><td>7.1</td><td>27-24-22-07</td></tr><tr><td>eClass</td><td>6</td><td>27-24-22-07</td></tr><tr><td>ETIM</td><td>10</td><td>EC000236</td></tr><tr><td>ETIM</td><td>9</td><td>EC000236</td></tr><tr><td>ETIM</td><td>8</td><td>EC000236</td></tr><tr><td>ETIM</td><td>7</td><td>EC000236</td></tr><tr><td>IDEA</td><td>4</td><td>3565</td></tr><tr><td>UNSPSC</td><td>15</td><td>32-15-17-05</td></tr></table>		Version	Classification	eClass	14	27-24-22-07	eClass	12	27-24-22-07	eClass	9.1	27-24-22-07	eClass	9	27-24-22-07	eClass	8	27-24-22-07	eClass	7.1	27-24-22-07	eClass	6	27-24-22-07	ETIM	10	EC000236	ETIM	9	EC000236	ETIM	8	EC000236	ETIM	7	EC000236	IDEA	4	3565	UNSPSC	15	32-15-17-05
	Version	Classification																																									
eClass	14	27-24-22-07																																									
eClass	12	27-24-22-07																																									
eClass	9.1	27-24-22-07																																									
eClass	9	27-24-22-07																																									
eClass	8	27-24-22-07																																									
eClass	7.1	27-24-22-07																																									
eClass	6	27-24-22-07																																									
ETIM	10	EC000236																																									
ETIM	9	EC000236																																									
ETIM	8	EC000236																																									
ETIM	7	EC000236																																									
IDEA	4	3565																																									
UNSPSC	15	32-15-17-05																																									
Approvals / Certificates																																											
General Product Approval																																											
Miscellaneous	Manufacturer Declaration    Miscellaneous																																										
General Product Approval	EMV	For use in hazardous locations																																									
 RCM	TUEV  RCM	 IECEX	 ATEX FM																																								
For use in hazardous locations																																											
 UL	CCC-Ex	FM	 IECEX  ATEX Miscellaneous																																								
For use in hazardous locations	Functional Safety	Test Certificates	Maritime application																																								

[CCC-Ex](#)

[Type Examination Certificate](#)

[TUEV](#)

[Type Test Certificates/Test Report](#)



Maritime application



[NK / Nippon Kaiji Kyokai](#)



[CCS \(China Classification Society\)](#)



other

Environment

Industrial Communication



[PROFINET](#)



[PROFINET](#)

last modified:

4/7/2025 