



SIMATIC S7-1500, CPU 1518-4 PN/DP, central processing unit with 6 MB work memory for program and 60 MB for data, 1st interface: PROFINET IRT with 2-port switch, 2nd interface: PROFINET RT, 3rd interface: Ethernet, 4th interface: PROFIBUS, 1 ns bit performance, SIMATIC Memory Card required

General information	
Product type designation	CPU 1518-4 PN/DP
HW functional status	FS10
Firmware version	V2.9
Product function	
• I&M data	Yes; I&M0 to I&M3
• Isochronous mode	Yes; Distributed and central; with minimum OB 6x cycle of 125 µs (distributed) and 1 ms (central)
Engineering with	
• STEP 7 TIA Portal configurable/integrated from version	V17 (FW V2.9) / V13 (FW V1.5) or higher
Configuration control	
via dataset	Yes
Display	
Screen diagonal [cm]	6.1 cm
Control elements	
Number of keys	6
Mode selector switch	1
Supply voltage	
Rated value (DC)	24 V
permissible range, lower limit (DC)	19.2 V
permissible range, upper limit (DC)	28.8 V
Reverse polarity protection	Yes
Mains buffering	
• Mains/voltage failure stored energy time	5 ms
• Repeat rate, min.	1/s
Input current	
Current consumption (rated value)	1.55 A
Inrush current, max.	2.4 A; Rated value
I <sup>2</sup> t	0.02 A <sup>2</sup> ·s
Power	
Infeed power to the backplane bus	12 W
Power consumption from the backplane bus (balanced)	30 W
Power loss	
Power loss, typ.	24 W
Memory	
Number of slots for SIMATIC memory card	1
SIMATIC memory card required	Yes
Work memory	
• integrated (for program)	6 Mbyte

• integrated (for data)	60 Mbyte
Load memory	
• Plug-in (SIMATIC Memory Card), max.	32 Gbyte
Backup	
• maintenance-free	Yes
CPU processing times	
for bit operations, typ.	1 ns
for word operations, typ.	2 ns
for fixed point arithmetic, typ.	2 ns
for floating point arithmetic, typ.	6 ns
CPU-blocks	
Number of elements (total)	20 000; Blocks (OB, FB, FC, DB) and UDTs
DB	
• Number range	1 ... 60 999; subdivided into: number range that can be used by the user: 1 ... 59 999, and number range of DBs created via SFC 86: 60 000 ... 60 999
• Size, max.	16 Mbyte; For DBs with absolute addressing, the max. size is 64 KB
FB	
• Number range	0 ... 65 535
• Size, max.	1 Mbyte
FC	
• Number range	0 ... 65 535
• Size, max.	1 Mbyte
OB	
• Size, max.	1 Mbyte
• Number of free cycle OBs	100
• Number of time alarm OBs	20
• Number of delay alarm OBs	20
• Number of cyclic interrupt OBs	20; with minimum OB 3x cycle of 100 µs
• Number of process alarm OBs	50
• Number of DPV1 alarm OBs	3
• Number of isochronous mode OBs	3
• Number of technology synchronous alarm OBs	2
• Number of startup OBs	100
• Number of asynchronous error OBs	4
• Number of synchronous error OBs	2
• Number of diagnostic alarm OBs	1
Nesting depth	
• per priority class	24
Counters, timers and their retentivity	
S7 counter	
• Number	2 048
Retentivity	
— adjustable	Yes
IEC counter	
• Number	Any (only limited by the main memory)
Retentivity	
— adjustable	Yes
S7 times	
• Number	2 048
Retentivity	
— adjustable	Yes
IEC timer	
• Number	Any (only limited by the main memory)
Retentivity	
— adjustable	Yes
Data areas and their retentivity	
Retentive data area (incl. timers, counters, flags), max.	768 kbyte; In total; available retentive memory for bit memories, timers, counters, DBs, and technology data (axes): 700 KB
Extended retentive data area (incl. timers, counters, flags), max.	20 Mbyte; When using PS 6 0W 24/48/60 V DC HF

Flag	
• Size, max.	16 kbyte
• Number of clock memories	8; 8 clock memory bit, grouped into one clock memory byte
Data blocks	
• Retentivity adjustable	Yes
• Retentivity preset	No
Local data	
• per priority class, max.	64 kbyte; max. 16 KB per block
Address area	
Number of IO modules	16 384; max. number of modules / submodules
I/O address area	
• Inputs	32 kbyte; All inputs are in the process image
• Outputs	32 kbyte; All outputs are in the process image
per integrated IO subsystem	
— Inputs (volume)	32 kbyte; max. 32 KB via X1; max. 8 KB via X2 or X4
— Outputs (volume)	32 kbyte; max. 32 KB via X1; max. 8 KB via X2 or X4
per CM/CP	
— Inputs (volume)	8 kbyte
— Outputs (volume)	8 kbyte
Subprocess images	
• Number of subprocess images, max.	32
Hardware configuration	
Number of distributed IO systems	64; A distributed I/O system is characterized not only by the integration of distributed I/O via PROFINET or PROFIBUS communication modules, but also by the connection of I/O via AS-i master modules or links (e.g. IE/PB-Link)
Number of DP masters	
• integrated	1
• Via CM	8; A maximum of 8 CMs/CPs (PROFIBUS, PROFINET, Ethernet) can be inserted in total
Number of IO Controllers	
• integrated	2
• Via CM	8; A maximum of 8 CMs/CPs (PROFIBUS, PROFINET, Ethernet) can be inserted in total
Rack	
• Modules per rack, max.	32; CPU + 31 modules
• Number of lines, max.	1
PtP CM	
• Number of PtP CMs	the number of connectable PtP CMs is only limited by the number of available slots
Time of day	
Clock	
• Type	Hardware clock
• Backup time	6 wk; At 40 °C ambient temperature, typically
• Deviation per day, max.	10 s; Typ.: 2 s
Operating hours counter	
• Number	16
Clock synchronization	
• supported	Yes
• to DP, master	Yes
• in AS, master	Yes
• in AS, device	Yes
• on Ethernet via NTP	Yes
Interfaces	
Number of PROFINET interfaces	3
Number of PROFIBUS interfaces	1
1. Interface	
Interface types	
• RJ 45 (Ethernet)	Yes; X1
• Number of ports	2
• integrated switch	Yes




Protocols	
• IP protocol	Yes; IPv4
• PROFINET IO Controller	Yes
• PROFINET IO Device	Yes
• SIMATIC communication	Yes
• Open IE communication	Yes; Optionally also encrypted
• Web server	Yes
• Media redundancy	Yes
PROFINET IO Controller	
Services	
— PG/OP communication	Yes
— Isochronous mode	Yes
— Direct data exchange	Yes; Requirement: IRT and isochronous mode (MRPD optional)
— IRT	Yes
— PROFIenergy	Yes; per user program
— Prioritized startup	Yes; Max. 32 PROFINET devices
— Number of connectable IO Devices, max.	512; In total, up to 1 000 distributed I/O devices can be connected via AS-i, PROFIBUS or PROFINET
— Of which IO devices with IRT, max.	64
— Number of connectable IO Devices for RT, max.	512
— of which in line, max.	512
— Number of IO Devices that can be simultaneously activated/deactivated, max.	8; in total across all interfaces
— Number of IO Devices per tool, max.	8
— Updating times	The minimum value of the update time also depends on communication share set for PROFINET IO, on the number of IO devices, and on the quantity of configured user data
Update time for IRT	
— for send cycle of 125 µs	125 µs
— for send cycle of 187.5 µs	187.5 µs
— for send cycle of 250 µs	250 µs to 4 ms
— for send cycle of 500 µs	500 µs to 8 ms
— for send cycle of 1 ms	1 ms to 16 ms
— for send cycle of 2 ms	2 ms to 32 ms
— for send cycle of 4 ms	4 ms to 64 ms
— With IRT and parameterization of "odd" send cycles	Update time = set "odd" send clock (any multiple of 125 µs: 375 µs, 625 µs ... 3 875 µs)
Update time for RT	
— for send cycle of 250 µs	250 µs to 128 ms
— for send cycle of 500 µs	500 µs to 256 ms
— for send cycle of 1 ms	1 ms to 512 ms
— for send cycle of 2 ms	2 ms to 512 ms
— for send cycle of 4 ms	4 ms to 512 ms
PROFINET IO Device	
Services	
— PG/OP communication	Yes
— Isochronous mode	No
— IRT	Yes; Minimum send cycle of 250 µs
— PROFIenergy	Yes; per user program
— Shared device	Yes
— Number of IO Controllers with shared device, max.	4
— activation/deactivation of I-devices	Yes; per user program
— Asset management record	Yes; per user program
2. Interface	
Interface types	
• RJ 45 (Ethernet)	Yes; X2
• Number of ports	1
• integrated switch	No
Protocols	
• IP protocol	Yes; IPv4

• PROFINET IO Controller	Yes
• PROFINET IO Device	Yes
• SIMATIC communication	Yes
• Open IE communication	Yes; Optionally also encrypted
• Web server	Yes
• Media redundancy	No
<b>PROFINET IO Controller</b>	
<b>Services</b>	
— PG/OP communication	Yes
— Isochronous mode	No
— Direct data exchange	No
— IRT	No
— PROFINergy	Yes; per user program
— Prioritized startup	No
— Number of connectable IO Devices, max.	128; In total, up to 1 000 distributed I/O devices can be connected via AS-i, PROFIBUS or PROFINET
— Number of connectable IO Devices for RT, max.	128
— of which in line, max.	128
— Number of IO Devices that can be simultaneously activated/deactivated, max.	8; in total across all interfaces
— Number of IO Devices per tool, max.	8
— Updating times	The minimum value of the update time also depends on communication share set for PROFINET IO, on the number of IO devices, and on the quantity of configured user data
<b>Update time for RT</b>	
— for send cycle of 1 ms	1 ms to 512 ms
<b>PROFINET IO Device</b>	
<b>Services</b>	
— PG/OP communication	Yes
— Isochronous mode	No
— IRT	No
— PROFINergy	Yes; per user program
— Prioritized startup	No
— Shared device	Yes
— Number of IO Controllers with shared device, max.	4
— activation/deactivation of I-devices	Yes; per user program
— Asset management record	Yes; per user program
<b>3. Interface</b>	
<b>Interface types</b>	
• RJ 45 (Ethernet)	Yes; X3
• Number of ports	1
• integrated switch	No
<b>Protocols</b>	
• IP protocol	Yes; IPv4
• PROFINET IO Controller	No
• PROFINET IO Device	No
• SIMATIC communication	Yes
• Open IE communication	Yes
• Web server	Yes
<b>4. Interface</b>	
<b>Interface types</b>	
• RS 485	Yes; X4
• Number of ports	1
<b>Protocols</b>	
• PROFIBUS DP master	Yes
• PROFIBUS DP device	No
• SIMATIC communication	Yes
<b>PROFIBUS DP master</b>	
• Number of connections, max.	48; for the integrated PROFIBUS DP interface
• max. number of DP devices	125; In total, up to 1 000 distributed I/O devices can be connected via AS-i,

	PROFIBUS or PROFINET
<b>Services</b>	
— PG/OP communication	Yes
— Equidistance	Yes
— Isochronous mode	Yes
— activation/deactivation of DP devices	Yes
<b>Interface types</b>	
<b>RJ 45 (Ethernet)</b>	
• 100 Mbps	Yes
• 1000 Mbps	Yes; Only possible at the X3 interface of the CPU 1518
• Autonegotiation	Yes
• Autocrossing	Yes
• Industrial Ethernet status LED	Yes
<b>RS 485</b>	
• Transmission rate, max.	12 Mbit/s
<b>Protocols</b>	
PROFIsafe	No
<b>Number of connections</b>	
• Number of connections, max.	384; via integrated interfaces of the CPU and connected CPs / CMs
• Number of connections reserved for ES/HMI/web	10
• Number of connections via integrated interfaces	320
• Number of S7 routing paths	64; in total, only 16 S7-Routing connections are supported via PROFIBUS
<b>Redundancy mode</b>	
• H-Sync forwarding	Yes
<b>Media redundancy</b>	
— Media redundancy	only via 1st interface (X1)
— MRP	Yes; MRP Automanager according to IEC 62439-2 Edition 2.0, MRP Manager; MRP Client
— MRP interconnection, supported	Yes; as MRP ring node according to IEC 62439-2 Edition 3.0
— MRPD	Yes; Requirement: IRT
— Switchover time on line break, typ.	200 ms; For MRP, bumpless for MRPD
— Number of stations in the ring, max.	50
<b>SIMATIC communication</b>	
• PG/OP communication	Yes; encryption with TLS V1.3 pre-selected
• S7 routing	Yes
• Data record routing	Yes
• S7 communication, as server	Yes
• S7 communication, as client	Yes
• User data per job, max.	See online help (S7 communication, user data size)
<b>Open IE communication</b>	
• TCP/IP	Yes
— Data length, max.	64 kbyte
— several passive connections per port, supported	Yes
• ISO-on-TCP (RFC1006)	Yes
— Data length, max.	64 kbyte
• UDP	Yes
— Data length, max.	2 kbyte; 1 472 bytes for UDP broadcast
— UDP multicast	Yes; 128 multicast circuits (of which max. 5 via X1)
• DHCP	Yes
• DNS	Yes
• SNMP	Yes
• DCP	Yes
• LLDP	Yes
• Encryption	Yes; Optional
<b>Web server</b>	
• HTTP	Yes; Standard and user pages
• HTTPS	Yes; Standard and user pages
<b>OPC UA</b>	
• Runtime license required	Yes; "Large" license required

<ul style="list-style-type: none"> <li>• OPC UA Client <ul style="list-style-type: none"> <li>— Application authentication</li> <li>— Security policies</li> <li>— User authentication</li> <li>— Number of connections, max.</li> <li>— Number of nodes of the client interfaces, recommended max.</li> <li>— Number of elements for one call of OPC-UA_NodeGetHandleList/OPC-UA_ReadList/OPC-UA_WriteList, max.</li> <li>— Number of elements for one call of OPC-UA_NameSpaceGetIndexList, max.</li> <li>— Number of elements for one call of OPC-UA_MethodGetHandleList, max.</li> <li>— Number of simultaneous calls of the client instructions for session management, per connection, max.</li> <li>— Number of simultaneous calls of the client instructions for data access, per connection, max.</li> <li>— Number of registerable nodes, max.</li> <li>— Number of registerable method calls of OPC-UA_MethodCall, max.</li> <li>— Number of inputs/outputs when calling OPC-UA_MethodCall, max.</li> </ul> </li> <li>• OPC UA Server <ul style="list-style-type: none"> <li>— Application authentication</li> <li>— Security policies</li> <li>— User authentication</li> <li>— GDS support (certificate management)</li> <li>— Number of sessions, max.</li> <li>— Number of accessible variables, max.</li> <li>— Number of registerable nodes, max.</li> <li>— Number of subscriptions per session, max.</li> <li>— Sampling interval, min.</li> <li>— Publishing interval, min.</li> <li>— Number of server methods, max.</li> <li>— Number of inputs/outputs per server method, max.</li> <li>— Number of monitored items, recommended max.</li> <li>— Number of server interfaces, max.</li> <li>— Number of nodes for user-defined server interfaces, max.</li> </ul> </li> <li>• Alarms and Conditions <ul style="list-style-type: none"> <li>— Number of program alarms</li> <li>— Number of alarms for system diagnostics</li> </ul> </li> </ul>	<p>Yes</p> <p>Yes</p> <p>Available security policies: None, Basic128Rsa15, Basic256Rsa15, Basic256Sha256</p> <p>"anonymous" or by user name &amp; password</p> <p>40</p> <p>5 000</p> <p>300</p> <p>20</p> <p>100</p> <p>1</p> <p>5</p> <p>5 000</p> <p>100</p> <p>20</p> <p>Yes; Data access (read, write, subscribe), method call, custom address space</p> <p>Yes</p> <p>Available security policies: None, Basic128Rsa15, Basic256Rsa15, Basic256Sha256</p> <p>"anonymous" or by user name &amp; password</p> <p>Yes</p> <p>64</p> <p>200 000</p> <p>50 000</p> <p>20</p> <p>10 ms</p> <p>10 ms</p> <p>100</p> <p>20</p> <p>10 000; for 1 s sampling interval and 1 s send interval</p> <p>10 of each "Server interfaces" / "Companion specification" type and 20 of the type "Reference namespace"</p> <p>30 000</p> <p>Yes</p> <p>400</p> <p>200</p>
<b>Further protocols</b>	
<ul style="list-style-type: none"> <li>• MODBUS</li> </ul>	Yes; MODBUS TCP
<b>Isochronous mode</b>	
Equidistance	Yes
<b>S7 message functions</b>	
Number of login stations for message functions, max.	64
Program alarms	Yes
Number of configurable program messages, max.	10 000; Program messages are generated by the "Program_Alarm" block, ProDiag or GRAPH
Number of loadable program messages in RUN, max.	5 000
Number of simultaneously active program alarms <ul style="list-style-type: none"> <li>• Number of program alarms</li> <li>• Number of alarms for system diagnostics</li> <li>• Number of alarms for motion technology objects</li> </ul>	<p>4 000</p> <p>1 000</p> <p>480</p>
<b>Test commissioning functions</b>	
Joint commission (Team Engineering)	Yes; Parallel online access possible for up to 10 engineering systems

Status block	Yes; Up to 16 simultaneously (in total across all ES clients)
Single step	No
Number of breakpoints	20
<b>Status/control</b>	
<ul style="list-style-type: none"> <li>• Status/control variable</li> <li>• Variables</li> <li>• Number of variables, max. <ul style="list-style-type: none"> <li>— of which status variables, max.</li> <li>— of which control variables, max.</li> </ul> </li> </ul>	Yes Inputs/outputs, memory bits, DBs, distributed I/Os, timers, counters 200; per job 200; per job
<b>Forcing</b>	
<ul style="list-style-type: none"> <li>• Forcing</li> <li>• Forcing, variables</li> <li>• Number of variables, max.</li> </ul>	Yes Peripheral inputs/outputs 200
<b>Diagnostic buffer</b>	
<ul style="list-style-type: none"> <li>• present</li> <li>• Number of entries, max. <ul style="list-style-type: none"> <li>— of which powerfail-proof</li> </ul> </li> </ul>	Yes 3 200 1 000
<b>Traces</b>	
<ul style="list-style-type: none"> <li>• Number of configurable Traces</li> </ul>	8; Up to 512 KB of data per trace are possible
<b>Interrupts/diagnostics/status information</b>	
<b>Diagnostics indication LED</b>	
<ul style="list-style-type: none"> <li>• RUN/STOP LED</li> <li>• ERROR LED</li> <li>• MAINT LED</li> <li>• Connection display LINK TX/RX</li> </ul>	Yes Yes Yes Yes
<b>Supported technology objects</b>	
Motion Control <ul style="list-style-type: none"> <li>• Number of available Motion Control resources for technology objects</li> <li>• Required Motion Control resources <ul style="list-style-type: none"> <li>— per speed-controlled axis</li> <li>— per positioning axis</li> <li>— per synchronous axis</li> <li>— per external encoder</li> <li>— per output cam</li> <li>— per cam track</li> <li>— per probe</li> </ul> </li> <li>• Positioning axis <ul style="list-style-type: none"> <li>— Number of positioning axes at motion control cycle of 4 ms (typical value)</li> <li>— Number of positioning axes at motion control cycle of 8 ms (typical value)</li> </ul> </li> </ul>	Yes; Note: The number of technology objects affects the cycle time of the PLC program; selection guide via the TIA Selection Tool 15 360 40 80 160 80 20 160 40 140 192
Controller <ul style="list-style-type: none"> <li>• PID_Compact</li> <li>• PID_3Step</li> <li>• PID-Temp</li> </ul>	Yes; Universal PID controller with integrated optimization Yes; PID controller with integrated optimization for valves Yes; PID controller with integrated optimization for temperature
Counting and measuring <ul style="list-style-type: none"> <li>• High-speed counter</li> </ul>	Yes
<b>Ambient conditions</b>	
<b>Ambient temperature during operation</b>	
<ul style="list-style-type: none"> <li>• horizontal installation, min.</li> <li>• horizontal installation, max.</li> <li>• vertical installation, min.</li> <li>• vertical installation, max.</li> </ul>	0 °C 60 °C; Display: 50 °C, at an operating temperature of typically 50 °C, the display is switched off 0 °C 40 °C; Display: 40 °C, at an operating temperature of typically 40 °C, the display is switched off
<b>Ambient temperature during storage/transportation</b>	
<ul style="list-style-type: none"> <li>• min.</li> <li>• max.</li> </ul>	-40 °C 70 °C

Altitude during operation relating to sea level			
• Installation altitude above sea level, max.	5 000 m; Restrictions for installation altitudes > 2 000 m, see manual		
Configuration			
Programming			
Programming language			
— LAD	Yes		
— FBD	Yes		
— STL	Yes		
— SCL	Yes		
— GRAPH	Yes		
Know-how protection			
• User program protection/password protection	Yes		
• Copy protection	Yes		
• Block protection	Yes		
Access protection			
• protection of confidential configuration data	Yes		
• Password for display	Yes		
• Protection level: Write protection	Yes		
• Protection level: Read/write protection	Yes		
• Protection level: Complete protection	Yes		
Cycle time monitoring			
• lower limit	adjustable minimum cycle time		
• upper limit	adjustable maximum cycle time		
Dimensions			
Width	175 mm		
Height	147 mm		
Depth	129 mm		
Weights			
Weight, approx.	1 988 g		
Classifications			
		Version	Classification
	eClass	14	27-24-22-07
	eClass	12	27-24-22-07
	eClass	9.1	27-24-22-07
	eClass	9	27-24-22-07
	eClass	8	27-24-22-07
	eClass	7.1	27-24-22-07
	eClass	6	27-24-22-07
	ETIM	10	EC000236
	ETIM	9	EC000236
	ETIM	8	EC000236
	ETIM	7	EC000236
	IDEA	4	3565
	UNSPSC	15	32-15-17-05
Approvals / Certificates			
General Product Approval			
<a href="#">Miscellaneous</a>	<a href="#">Manufacturer Declaration</a>		
		EG-Konf.	
			UL
			<a href="#">Miscellaneous</a>
General Product Approval		For use in hazardous locations	



[TUEV](#)

[FM](#)



[FM](#)

[CCC-Ex](#)

For use in hazardous locations



[Miscellaneous](#)

[Type Examination Certificate](#)



Maritime application



[NK / Nippon Kaiji Kyokai](#)



[CCS \(China Classification Society\)](#)

Maritime application

other

Environment

Industrial Communication



[PROFINET](#)



[PROFINET](#)



last modified:

4/7/2025