



Figure similar

\*\*\*spare part\*\*\* SIMATIC S7-300 CPU315F-2 PN/DP, central processing unit with 512 KB work memory, 1st interface MPI/DP 12 Mbps, 2nd interface Ethernet PROFINET, with 2-port switch, Micro Memory Card required

General information	
Product type designation	CPU 315F-2 PN/DP
HW functional status	01
Firmware version	V3.2
Product function	
• Isochronous mode	Yes; Via PROFIBUS DP or PROFINET interface
Engineering with	
• Programming package	STEP 7 V5.5 or higher, Distributed Safety V5.4 SP4
Supply voltage	
Rated value (DC)	24 V
permissible range, lower limit (DC)	20.4 V
permissible range, upper limit (DC)	28.8 V
external protection for power supply lines (recommendation)	2 A min.
Mains buffering	
• Mains/voltage failure stored energy time	5 ms
• Repeat rate, min.	1 s
Input current	
Current consumption (rated value)	750 mA
Current consumption (in no-load operation), typ.	150 mA
Inrush current, typ.	4 A
I <sup>2</sup> t	1 A <sup>2</sup> ·s
Power loss	
Power loss, typ.	4.65 W
Memory	
Work memory	
• integrated	512 kbyte
• expandable	No
Load memory	
• Plug-in (MMC)	Yes
• Plug-in (MMC), max.	8 Mbyte
• Data management on MMC (after last programming), min.	10 a
Backup	
• present	Yes; Guaranteed by MMC (maintenance-free)
• without battery	Yes; Program and data
CPU processing times	
for bit operations, typ.	0.05 µs
for word operations, typ.	0.09 µs

for fixed point arithmetic, typ.	0.12 µs
for floating point arithmetic, typ.	0.45 µs
<b>CPU-blocks</b>	
Number of blocks (total)	1 024; (DBs, FCs, FBs); the maximum number of loadable blocks can be reduced by the MMC used.
<b>DB</b>	
• Number, max.	1 024; Number range: 1 to 16000
• Size, max.	64 kbyte
<b>FB</b>	
• Number, max.	1 024; Number range: 0 to 7999
• Size, max.	64 kbyte
<b>FC</b>	
• Number, max.	1 024; Number range: 0 to 7999
• Size, max.	64 kbyte
<b>OB</b>	
• Size, max.	64 kbyte
• Number of free cycle OBs	1; OB 1
• Number of time alarm OBs	1; OB 10
• Number of delay alarm OBs	2; OB 20, 21
• Number of cyclic interrupt OBs	4; OB 32, 33, 34, 35
• Number of process alarm OBs	1; OB 40
• Number of DPV1 alarm OBs	3; OB 55, 56, 57
• Number of isochronous mode OBs	1; OB 61
• Number of startup OBs	1; OB 100
• Number of asynchronous error OBs	6; OB 80, 82, 83, 85, 86, 87 (OB83 only for PROFINET IO)
• Number of synchronous error OBs	2; OB 121, 122
<b>Nesting depth</b>	
• per priority class	16
• additional within an error OB	4
<b>Counters, timers and their retentivity</b>	
<b>S7 counter</b>	
• Number	256
<b>Retentivity</b>	
— adjustable	Yes
— preset	Z 0 to Z 7
<b>Counting range</b>	
— adjustable	Yes
— lower limit	0
— upper limit	999
<b>IEC counter</b>	
• present	Yes
• Type	SFB
• Number	Unlimited (limited only by RAM capacity)
<b>S7 times</b>	
• Number	256
<b>Retentivity</b>	
— adjustable	Yes
— preset	No retentivity
<b>Time range</b>	
— lower limit	10 ms
— upper limit	9 990 s
<b>IEC timer</b>	
• present	Yes
• Type	SFB
• Number	Unlimited (limited only by RAM capacity)
<b>Data areas and their retentivity</b>	
Retentive data area (incl. timers, counters, flags), max.	128 kbyte
<b>Flag</b>	
• Size, max.	2 048 byte

<ul style="list-style-type: none"> <li>• Retentivity available</li> <li>• Retentivity preset</li> <li>• Number of clock memories</li> </ul>	Yes; MB 0 to MB 2 047 MB 0 to MB 15 8; 1 memory byte
<b>Data blocks</b>	
<ul style="list-style-type: none"> <li>• Retentivity adjustable</li> <li>• Retentivity preset</li> </ul>	Yes; via non-retain property on DB Yes
<b>Local data</b>	
<ul style="list-style-type: none"> <li>• per priority class, max.</li> </ul>	32 768 byte; Max. 2048 bytes per block
<b>Address area</b>	
<b>I/O address area</b>	
<ul style="list-style-type: none"> <li>• Inputs</li> <li>• Outputs</li> </ul>	2 048 byte 2 048 byte
<b>of which distributed</b>	
<ul style="list-style-type: none"> <li>— Inputs</li> <li>— Outputs</li> </ul>	2 048 byte 2 048 byte
<b>Process image</b>	
<ul style="list-style-type: none"> <li>• Inputs</li> <li>• Outputs</li> <li>• Inputs, adjustable</li> <li>• Outputs, adjustable</li> <li>• Inputs, default</li> <li>• Outputs, default</li> </ul>	2 048 byte 2 048 byte 2 048 byte 2 048 byte 128 byte 128 byte
<b>Subprocess images</b>	
<ul style="list-style-type: none"> <li>• Number of subprocess images, max.</li> </ul>	1; With PROFINET IO, the length of the user data is limited to 1600 bytes
<b>Digital channels</b>	
<ul style="list-style-type: none"> <li>• Inputs               <ul style="list-style-type: none"> <li>— of which central</li> </ul> </li> <li>• Outputs               <ul style="list-style-type: none"> <li>— of which central</li> </ul> </li> </ul>	16 384 1 024 16 384 1 024
<b>Analog channels</b>	
<ul style="list-style-type: none"> <li>• Inputs               <ul style="list-style-type: none"> <li>— of which central</li> </ul> </li> <li>• Outputs               <ul style="list-style-type: none"> <li>— of which central</li> </ul> </li> </ul>	1 024 256 1 024 256
<b>Hardware configuration</b>	
Number of expansion units, max.	3
<b>Number of DP masters</b>	
<ul style="list-style-type: none"> <li>• integrated</li> <li>• via CP</li> </ul>	1 4
<b>Number of operable FMs and CPs (recommended)</b>	
<ul style="list-style-type: none"> <li>• FM</li> <li>• CP, PtP</li> <li>• CP, LAN</li> </ul>	8 8 10
<b>Rack</b>	
<ul style="list-style-type: none"> <li>• Racks, max.</li> <li>• Modules per rack, max.</li> </ul>	4 8
<b>Time of day</b>	
<b>Clock</b>	
<ul style="list-style-type: none"> <li>• Hardware clock (real-time)</li> <li>• retentive and synchronizable</li> <li>• Backup time</li> <li>• Deviation per day, max.</li> <li>• Behavior of the clock following POWER-ON</li> <li>• Behavior of the clock following expiry of backup period</li> </ul>	Yes Yes 6 wk; At 40 °C ambient temperature 10 s; Typ.: 2 s Clock continues running after POWER OFF the clock continues at the time of day it had when power was switched off
<b>Operating hours counter</b>	
<ul style="list-style-type: none"> <li>• Number</li> <li>• Number/Number range</li> <li>• Range of values</li> <li>• Granularity</li> </ul>	1 0 0 to 2 <sup>31</sup> hours (when using SFC 101) 1 h

• retentive	Yes; Must be restarted at each restart
<b>Clock synchronization</b>	
• supported	Yes
• to MPI, master	Yes
• on MPI, device	Yes
• to DP, master	Yes; With DP slave only slave clock
• on DP, device	Yes
• in AS, master	Yes
• in AS, device	Yes
• on Ethernet via NTP	Yes; As client
<b>Digital inputs</b>	
Number of digital inputs	0
<b>Digital outputs</b>	
Number of digital outputs	0
<b>Analog inputs</b>	
Number of analog inputs	0
<b>Interfaces</b>	
Number of PROFINET interfaces	1
Number of RS 485 interfaces	1
Number of RS 422 interfaces	0
<b>1. Interface</b>	
Interface type	Integrated RS 485 interface
Isolated	Yes
<b>Interface types</b>	
• RS 485	Yes
• Output current of the interface, max.	200 mA
<b>Protocols</b>	
• MPI	Yes
• PROFIBUS DP master	Yes
• PROFIBUS DP device	Yes
• Point-to-point connection	No
<b>MPI</b>	
• Transmission rate, max.	12 Mbit/s
<b>Services</b>	
— PG/OP communication	Yes
— Routing	Yes
— Global data communication	Yes
— S7 basic communication	Yes
— S7 communication	Yes
— S7 communication, as client	No; but via CP and loadable FB
— S7 communication, as server	Yes
<b>PROFIBUS DP master</b>	
• Transmission rate, max.	12 Mbit/s
• max. number of DP devices	124
<b>Services</b>	
— PG/OP communication	Yes
— Routing	Yes
— Global data communication	No
— S7 basic communication	Yes; I blocks only
— S7 communication	Yes
— S7 communication, as client	No
— S7 communication, as server	Yes
— Equidistance	Yes
— Isochronous mode	Yes; OB 61; isochronous mode can only be used alternatively on PROFIBUS DP or PROFINET IO
— SYNC/FREEZE	Yes
— activation/deactivation of DP devices	Yes
— max. number of DP devices that can be activated/deactivated at the same time	8

— Direct data exchange (slave-to-slave communication)	Yes; as subscriber
— DPV1	Yes
Address area	
— Inputs, max.	2 kbyte
— Outputs, max.	2 kbyte
User data per DP device	
— Inputs, max.	244 byte
— Outputs, max.	244 byte
PROFIBUS DP device	
• Transmission rate, max.	12 Mbit/s
• automatic baud rate search	Yes; only with passive interface
• Address area, max.	32
• User data per address area, max.	32 byte
Services	
— PG/OP communication	Yes
— Routing	Yes; Only with active interface
— Global data communication	No
— S7 basic communication	No
— S7 communication	Yes
— S7 communication, as client	No
— S7 communication, as server	Yes; Connection configured on one side only
— Direct data exchange (slave-to-slave communication)	Yes
— DPV1	No
Transfer memory	
— Inputs	244 byte
— Outputs	244 byte
<b>2. Interface</b>	
Interface type	PROFINET
Isolated	Yes
automatic detection of transmission rate	Yes; 10/100 Mbit/s
Autonegotiation	Yes
Autocrossing	Yes
Change of IP address at runtime, supported	Yes
Interface types	
• RJ 45 (Ethernet)	Yes
• Number of ports	2
• integrated switch	Yes
Protocols	
• MPI	No
• PROFINET IO Controller	Yes; Also simultaneously with IO-Device functionality
• PROFINET IO Device	Yes; Also simultaneously with IO Controller functionality
• PROFINET CBA	Yes
• PROFIBUS DP master	No
• PROFIBUS DP device	No
• Open IE communication	Yes; Via TCP/IP, ISO on TCP, and UDP
• Web server	Yes; only read function
• Media redundancy	Yes
PROFINET IO Controller	
• Transmission rate, max.	100 Mbit/s
Services	
— PG/OP communication	Yes
— Routing	Yes
— S7 communication	Yes; With loadable FBs, max. configurable connections: 14, max. number of instances: 32
— Isochronous mode	Yes; OB 61; isochronous mode can only be used alternatively on PROFIBUS DP or PROFINET IO
— IRT	Yes
— Shared device	Yes

— Prioritized startup	Yes
— Number of IO devices with prioritized startup, max.	32
— Number of connectable IO Devices, max.	128
— Of which IO devices with IRT, max.	64
— of which in line, max.	64
— Number of IO Devices with IRT and the option "high flexibility"	128
— of which in line, max.	61
— Number of connectable IO Devices for RT, max.	128
— of which in line, max.	128
— Activation/deactivation of IO Devices	Yes
— Number of IO Devices that can be simultaneously activated/deactivated, max.	8
— IO Devices changing during operation (partner ports), supported	Yes
— Number of IO Devices per tool, max.	8
— Device replacement without swap medium	Yes
— Send cycles	250 µs, 500 µs, 1 ms; 2 ms, 4 ms (not in the case of IRT with "high flexibility" option)
— Updating time	250 µs to 512 ms (depending on the operating mode, see Manual "S7-300 CPU 31xC and CPU 31x, technical Data" for more details)
<b>Address area</b>	
— Inputs, max.	2 kbyte
— Outputs, max.	2 kbyte
— User data consistency, max.	1 024 byte
<b>PROFINET IO Device</b>	
<b>Services</b>	
— PG/OP communication	Yes
— Routing	Yes
— S7 communication	Yes; With loadable FBs, max. configurable connections: 14, max. number of instances: 32
— Isochronous mode	No
— IRT	Yes
— PROFINergy	Yes; With SFB 73 / 74 prepared for loadable PROFINergy standard FB for I-Device
— Shared device	Yes
— Number of IO Controllers with shared device, max.	2
<b>Transfer memory</b>	
— Inputs, max.	1 440 byte; Per IO Controller with shared device
— Outputs, max.	1 440 byte; Per IO Controller with shared device
<b>Submodules</b>	
— Number, max.	64
— User data per submodule, max.	1 024 byte
<b>PROFINET CBA</b>	
• acyclic transmission	Yes
• cyclic transmission	Yes
<b>Open IE communication</b>	
• Number of connections, max.	8
• Local port numbers used at the system end	0, 20, 21, 23, 25, 80, 102, 135, 161, 443, 8080, 34962, 34963, 34964, 65532, 65533, 65534, 65535
• Keep-alive function, supported	Yes
<b>Protocols</b>	
PROFIsafe	Yes
<b>Redundancy mode</b>	
<b>Media redundancy</b>	
— Switchover time on line break, typ.	200 ms; PROFINET MRP
— Number of stations in the ring, max.	50
<b>Open IE communication</b>	
• TCP/IP	Yes; via integrated PROFINET interface and loadable FBs
— Number of connections, max.	8
— Data length for connection type 01H, max.	1 460 byte

<ul style="list-style-type: none"> <li>— Data length for connection type 11H, max.</li> <li>— several passive connections per port, supported</li> <li>• ISO-on-TCP (RFC1006) <ul style="list-style-type: none"> <li>— Number of connections, max.</li> <li>— Data length, max.</li> </ul> </li> <li>• UDP <ul style="list-style-type: none"> <li>— Number of connections, max.</li> <li>— Data length, max.</li> </ul> </li> </ul>	32 768 byte Yes Yes; via integrated PROFINET interface and loadable FBs 8 32 768 byte Yes; via integrated PROFINET interface and loadable FBs 8 1 472 byte
<b>Web server</b>	
<ul style="list-style-type: none"> <li>• supported</li> <li>• User-defined websites</li> <li>• Number of HTTP clients</li> </ul>	Yes; only read function Yes 5
<b>Communication functions</b>	
PG/OP communication	Yes
Data record routing	Yes
<b>Global data communication</b>	
<ul style="list-style-type: none"> <li>• supported</li> <li>• Number of GD loops, max.</li> <li>• Number of GD packets, max.</li> <li>• Number of GD packets, transmitter, max.</li> <li>• Number of GD packets, receiver, max.</li> <li>• Size of GD packets, max.</li> <li>• Size of GD packet (of which consistent), max.</li> </ul>	Yes 8 8 8 8 22 byte 22 byte
<b>S7 basic communication</b>	
<ul style="list-style-type: none"> <li>• supported</li> <li>• User data per job, max.</li> <li>• User data per job (of which consistent), max.</li> </ul>	Yes 76 byte 76 byte; 76 bytes (with X_SEND or X_RCV); 64 bytes (with X_PUT or X_GET as server)
<b>S7 communication</b>	
<ul style="list-style-type: none"> <li>• supported</li> <li>• as server</li> <li>• as client</li> <li>• User data per job, max.</li> </ul>	Yes Yes Yes; via integrated PROFINET interface and loadable FB or via CP and loadable FB See online help of STEP 7 (shared parameters of the SFBs/FBs and of the SFCs/FCs of S7 Communication)
<b>S5 compatible communication</b>	
<ul style="list-style-type: none"> <li>• supported</li> </ul>	Yes; via CP and loadable FC
<b>PROFINET CBA (at set setpoint communication load)</b>	
<ul style="list-style-type: none"> <li>• Setpoint for the CPU communication load</li> <li>• Number of remote interconnection partners</li> <li>• number of master/device functions</li> <li>• total of all master/device connections</li> <li>• data length of all incoming master/device connections, max.</li> <li>• data length of all outgoing master/device connections, max.</li> <li>• Number of device-internal and PROFIBUS interconnections</li> <li>• Data length of device-internal und PROFIBUS interconnections, max.</li> <li>• Data length per connection, max.</li> </ul>	50 % 32 30 1 000 4 000 byte 4 000 byte 500 4 000 byte 1 400 byte
<b>performance data / PROFINET CBA / remote interconnection / with acyclic transfer / header</b>	
<ul style="list-style-type: none"> <li>— Sampling interval, min.</li> <li>— Number of incoming interconnections</li> <li>— Number of outgoing interconnections</li> <li>— Data length of all incoming interconnections, max.</li> <li>— Data length of all outgoing interconnections, max.</li> <li>— Data length per connection, max.</li> </ul>	500 ms 100 100 2 000 byte 2 000 byte 1 400 byte
<b>Remote interconnections with cyclic transmission</b>	
<ul style="list-style-type: none"> <li>— Transmission frequency: Transmission interval, min.</li> <li>— Number of incoming interconnections</li> </ul>	10 ms 200

— Number of outgoing interconnections	200
— Data length of all incoming interconnections, max.	2 000 byte
— Data length of all outgoing interconnections, max.	2 000 byte
— Data length per connection, max.	450 byte
<b>HMI variables via PROFINET (acyclic)</b>	
— Number of stations that can log on for HMI variables (PN OPC/iMap)	3; 2x PN OPC/1x iMap
— HMI variable updating	500 ms
— Number of HMI variables	200
— Data length of all HMI variables, max.	2 000 byte
<b>PROFIBUS proxy functionality</b>	
— supported	Yes
— Number of linked PROFIBUS devices	16
— Data length per connection, max.	240 byte; Slave-dependent
<b>Number of connections</b>	
• overall	16
• usable for PG communication	15
— reserved for PG communication	1
— adjustable for PG communication, min.	1
— adjustable for PG communication, max.	15
• usable for OP communication	15
— reserved for OP communication	1
— adjustable for OP communication, min.	1
— adjustable for OP communication, max.	15
• usable for S7 basic communication	14
— reserved for S7 basic communication	0
— adjustable for S7 basic communication, min.	0
— adjustable for S7 basic communication, max.	14
• usable for S7 communication	14
— reserved for S7 communication	0
— adjustable for S7 communication, min.	0
— adjustable for S7 communication, max.	14
• total number of instances, max.	32
• usable for routing	X1 as MPI: max. 10; X1 as DP master: max. 24; X1 as DP slave (active): max. 14; X2 as PROFINET: 24 max.
<b>S7 message functions</b>	
Number of login stations for message functions, max.	16; Depending on the configured connections for PG/OP and S7 basic communication
Process diagnostic messages	Yes
simultaneously active Alarm_S blocks, max.	300
<b>Test commissioning functions</b>	
Status block	Yes; Up to 2 simultaneously
Single step	Yes
Number of breakpoints	4
<b>Status/control</b>	
• Status/control variable	Yes
• Variables	Inputs, outputs, memory bits, DB, times, counters
• Number of variables, max.	30
— of which status variables, max.	30
— of which control variables, max.	14
<b>Forcing</b>	
• Forcing	Yes
• Forcing, variables	Inputs, outputs
• Number of variables, max.	10
<b>Diagnostic buffer</b>	
• present	Yes
• Number of entries, max.	500
— adjustable	No
— of which powerfail-proof	100
• Number of entries readable in RUN, max.	499



— adjustable	Yes
— preset	10
<b>Service data</b>	
• can be read out	Yes
<b>Ambient conditions</b>	
Ambient temperature during operation	
• min.	0 °C
• max.	60 °C
<b>Configuration</b>	
Configuration software	
• STEP 7	Yes; V5.5 or higher
Programming	
• Command set	see instruction list
• Nesting levels	8
• System functions (SFC)	see instruction list
• System function blocks (SFB)	see instruction list
Programming language	
— LAD	Yes
— FBD	Yes
— STL	Yes
— SCL	Yes
— CFC	Yes
— GRAPH	Yes
— HiGraph®	Yes
Know-how protection	
• User program protection/password protection	Yes
• Block encryption	Yes; With S7 block Privacy
<b>Dimensions</b>	
Width	40 mm
Height	125 mm
Depth	130 mm
<b>Weights</b>	
Weight, approx.	340 g
<b>Classifications</b>	

	Version	Classification
eClass	14	27-24-22-07
eClass	12	27-24-22-07
eClass	9.1	27-24-22-07
eClass	9	27-24-22-07
eClass	8	27-24-22-07
eClass	7.1	27-24-22-07
eClass	6	27-24-22-07
ETIM	10	EC000236
ETIM	9	EC000236
ETIM	8	EC000236
ETIM	7	EC000236
IDEA	4	3565
UNSPSC	15	32-15-17-05















<b>Approvals / Certificates</b>	
<b>General Product Approval</b>	

[Manufacturer Declaration](#)

[Miscellaneous](#)



[Miscellaneous](#)

General Product Approval	EMV	For use in hazardous locations			
 RCM	 RCM	 ATEX	<a href="#">FM</a>	 UL	 IECEX
For use in hazardous locations		Functional Safety			Maritime application
 ATEX	<a href="#">Miscellaneous</a>	<a href="#">CCC-Ex</a>	<a href="#">TUEV</a>	<a href="#">Type Examination Certificate</a>	 ABS
Maritime application					
 BUREAU VERITAS	 DNV	 LRS	<a href="#">NK / Nippon Kaiji Kyokai</a>	 PRS	 RINA
Maritime application	other		Industrial Communication		
<a href="#">CCS (China Classification Society)</a>	<a href="#">PROFINET</a>	 Profibus	<a href="#">PROFINET</a>	 Profibus	

last modified: 4/7/2025 