



SIMATIC ET 200AL, DI 8x 24 V DC, 8XM8, Degree of protection IP67

General information	
Product type designation	DI 8x24VDC
HW functional status	FS06
Firmware version	V2.0.x
Product function	
• I&M data	Yes; I&M0 to I&M3
Engineering with	
• STEP 7 TIA Portal configurable/integrated from version	STEP 7 V13 SP1 or higher
• STEP 7 configurable/integrated from version	From V5.5 SP4 Hotfix 3
• PROFIBUS from GSD version/GSD revision	GSD as of Revision 5
• PROFINET from GSD version/GSD revision	GSDML V2.3.1
Supply voltage	
power supply according to NEC Class 2 required	No
Load voltage 1L+	
• Rated value (DC)	24 V
• permissible range, lower limit (DC)	20.4 V
• permissible range, upper limit (DC)	28.8 V
• Reverse polarity protection	Yes; Against destruction; encoder power supply outputs applied with reversed polarity
Input current	
Current consumption (rated value)	25 mA; without load
from load voltage 1L+ (unswitched voltage)	4 A; Maximum value
from load voltage 2L+, max.	4 A; Maximum value
Encoder supply	
Number of outputs	8
24 V encoder supply	
• Short-circuit protection	Yes; per module, electronic
• Output current, max.	0.7 A; Total current of all encoders
Power loss	
Power loss, typ.	1.9 W
Digital inputs	
Number of digital inputs	8
Source/sink input	P-reading
Input characteristic curve in accordance with IEC 61131, type 3	Yes
Number of simultaneously controllable inputs	
all mounting positions	
— up to 55 °C, max.	8
Input voltage	
• Rated value (DC)	24 V

• for signal "0"	-30 to +5 V
• for signal "1"	+11 to +30V
Input current	
• for signal "1", typ.	3.2 mA
Input delay (for rated value of input voltage)	
for standard inputs	
— at "0" to "1", min.	1.2 ms
— at "0" to "1", max.	4.8 ms
— at "1" to "0", min.	1.2 ms
— at "1" to "0", max.	4.8 ms
Cable length	
• unshielded, max.	30 m
Encoder	
Connectable encoders	
• 2-wire sensor	Yes
— permissible quiescent current (2-wire sensor), max.	1.5 mA
Interrupts/diagnostics/status information	
Alarms	
• Diagnostic alarm	Yes; Parameterizable
Diagnoses	
• Short-circuit	Yes; Sensor supply to M; module by module
Diagnostics indication LED	
• Channel status display	Yes; green LED
• for module diagnostics	Yes; green/red LED
Potential separation	
between the load voltages	Yes
Potential separation channels	
• between the channels	No
• between the channels and backplane bus	Yes
• between the channels and the power supply of the electronics	No
Isolation	
Isolation tested with	707 V DC (type test)
Degree and class of protection	
IP degree of protection	IP65/67
Standards, approvals, certificates	
Suitable for safety-related tripping of standard modules	Yes; from FS01
Highest safety class achievable for safety-related tripping of standard modules	
• Performance level according to ISO 13849-1	PL d
• Category according to ISO 13849-1	Cat. 3
• SIL acc. to IEC 62061	SIL 2
• remark on safety-oriented shutdown	https://support.industry.siemens.com/cs/de/en/view/39198632
Security	
signed firmware update	Yes
data integrity	Yes
Ambient conditions	
Ambient temperature during operation	
• min.	-30 °C
• max.	55 °C
Altitude during operation relating to sea level	
• Ambient air temperature-barometric pressure-altitude	Up to max. 5 000 m, at installation height > 2 000 m additional restrictions
Connection method	
Design of electrical connection for the inputs and outputs	M8, 3-pole
Design of electrical connection for supply voltage	M8, 4-pole
ET-Connection	
• ET-Connection	M8, 4-pin, shielded
Dimensions	
Width	30 mm
Height	159 mm

Depth	40 mm
Weights	
Weight, approx.	145 g
Classifications	

	Version	Classification
eClass	14	27-24-26-04
eClass	12	27-24-26-04
eClass	9.1	27-24-26-04
eClass	9	27-24-26-04
eClass	8	27-24-26-04
eClass	7.1	27-24-26-04
eClass	6	27-24-26-04
ETIM	10	EC001599
ETIM	9	EC001599
ETIM	8	EC001599
ETIM	7	EC001599
IDEA	4	3566
UNSPSC	15	32-15-17-05

Approvals / Certificates	
General Product Approval	EMV

[Manufacturer Declaration](#)


EG-Konf.




[China RoHS](#)



UL


[KC](#)

EMV

For use in hazardous locations


RCM


IECEX


ATEX

[CCC-Ex](#)

last modified:

10/23/2025 