



Figure similar








SIPLUS S7-1500 TM count 2x24 V based on 6ES7550-1AA01-0AB0 with conformal coating, -40...+70 °C, counter module, 2 channels for 24 V incremental encoder or pulse generator, 3 DI, 2 DQ per channel

General information	
Product type designation	TM Count 2x24V
Firmware version	
• FW update possible	Yes
based on	<a href="#">6ES7550-1AA01-0AB0</a>
Product function	
• I&M data	Yes; I&M0 to I&M3
• Isochronous mode	Yes
Engineering with	
• STEP 7 TIA Portal configurable/integrated from version	see entry ID: 109746275
Installation type/mounting	
Rail mounting	Yes; S7-1500 mounting rail
Supply voltage	
Load voltage L+	
• Rated value (DC)	24 V
• permissible range, lower limit (DC)	19.2 V
• permissible range, upper limit (DC)	28.8 V
• Reverse polarity protection	Yes
Input current	
Current consumption, max.	75 mA; without load
Encoder supply	
Number of outputs	1; A common 24V encoder supply for both channels
24 V encoder supply	
• 24 V	Yes; L+ (-0.8 V)
• Short-circuit protection	Yes
• Output current, max.	1 A; total current of all encoders/channels
Power	
Power consumption from the backplane bus	1.3 W
Power loss	
Power loss, typ.	4 W
Address area	
Address space per module	
• Inputs	32 byte; 16 bytes per channel; 4 bytes for fast mode
• Outputs	24 byte; 12 bytes per channel; 4 bytes for Motion Control, 0 bytes for fast mode
Digital inputs	
Number of digital inputs	6; 3 per channel
Digital inputs, parameterizable	Yes
Input characteristic curve in accordance with IEC 61131, type 3	Yes

Digital input functions, parameterizable	
• Gate start/stop	Yes
• Capture	Yes
• Synchronization	Yes
• Freely usable digital input	Yes
• Probe	Yes
Input voltage	
• Type of input voltage	DC
• Rated value (DC)	24 V
• for signal "0"	-5 ... +5 V
• for signal "1"	+11 to +30V
• permissible voltage at input, min.	-30 V; -5 V continuous, -30 V brief reverse polarity protection
• permissible voltage at input, max.	30 V
Input current	
• for signal "1", typ.	2.5 mA
Input delay (for rated value of input voltage)	
for standard inputs	
— parameterizable	Yes; none / 0.05 / 0.1 / 0.4 / 0.8 / 1.6 / 3.2 / 12.8 / 20 ms
for technological functions	
— parameterizable	Yes
Cable length	
• shielded, max.	1 000 m
• unshielded, max.	600 m
Digital outputs	
Type of digital output	Transistor
Number of digital outputs	4; 2 per channel
Digital outputs, parameterizable	Yes
Short-circuit protection	Yes; electronic/thermal
• Response threshold, typ.	1 A
Limitation of inductive shutdown voltage to	L+ (-53 V)
Controlling a digital input	Yes
Digital output functions, parameterizable	
• Switching tripped by comparison values	Yes
• Freely usable digital output	Yes
Switching capacity of the outputs	
• with resistive load, max.	0.5 A; Per digital output
• on lamp load, max.	5 W
Load resistance range	
• lower limit	48 Ω
• upper limit	12 kΩ
Output voltage	
• Type of output voltage	DC
• for signal "1", min.	23.2 V; L+ (-0.8 V)
Output current	
• for signal "1" rated value	0.5 A; Per digital output
• for signal "1" permissible range, max.	0.6 A; Per digital output
• for signal "1" minimum load current	2 mA
• for signal "0" residual current, max.	0.5 mA
Output delay with resistive load	
• "0" to "1", max.	50 μs
• "1" to "0", max.	50 μs
Switching frequency	
• with resistive load, max.	10 kHz
• with inductive load, max.	0.5 Hz; Acc. to IEC 60947-5-1, DC-13; observe derating curve
• on lamp load, max.	10 Hz
Total current of the outputs	
• Current per module, max.	2 A
Cable length	
• shielded, max.	1 000 m

• unshielded, max.	600 m
<b>Encoder</b>	
Connectable encoders	
• 2-wire sensor	Yes
— permissible quiescent current (2-wire sensor), max.	1.5 mA
Encoder signals, incremental encoder (asymmetrical)	
• Input voltage	24 V
• Input frequency, max.	200 kHz
• Counting frequency, max.	800 kHz; with quadruple evaluation
• Cable length, shielded, max.	600 m; depending on input frequency, encoder and cable quality; max. 50 m at 200 kHz
• Signal filter, parameterizable	Yes
• Incremental encoder with A/B tracks, 90° phase offset	Yes
• Incremental encoder with A/B tracks, 90° phase offset and zero track	Yes
• pulse encoder	Yes
• pulse encoder with direction	Yes
• pulse encoder with one impulse signal per count direction	Yes
Interface types	
• Source/sink input	Yes
• Input characteristic curve in accordance with IEC 61131, type 3	Yes
<b>Interrupts/diagnostics/status information</b>	
Alarms	
• Diagnostic alarm	Yes
• Hardware interrupt	Yes
Diagnoses	
• Monitoring the supply voltage	Yes
• Wire-break	Yes
• Short-circuit	Yes
• A/B transition error at incremental encoder	Yes
Diagnostics indication LED	
• RUN LED	Yes; green LED
• ERROR LED	Yes; red LED
• MAINT LED	Yes; Yellow LED
• Monitoring of the supply voltage (PWR-LED)	Yes; green LED
• Channel status display	Yes; green LED
• for channel diagnostics	Yes; red LED
<b>Integrated Functions</b>	
Counter	Yes
• Number of counters	2
• Counting frequency, max.	800 kHz; with quadruple evaluation
Fast mode	Yes
Counting functions	
• Can be used with TO High_Speed_Counter	Yes
• Continuous counting	Yes
• Counter response parameterizable	Yes
• Hardware gate via digital input	Yes
• Software gate	Yes
• Event-controlled stop	Yes
• Synchronization via digital input	Yes
• Counting range, parameterizable	Yes
Comparator	
— Number of comparators	2; Per channel
— Direction dependency	Yes
— Can be changed from user program	Yes
Position detection	
• Incremental acquisition	Yes
• Suitable for S7-1500 Motion Control	Yes
• suitable for SIMOTION	Yes

<b>Measuring functions</b>	
• Measuring time, parameterizable	Yes
• Dynamic measurement period adjustment	Yes
• Number of thresholds, parameterizable	2
<b>Measuring range</b>	
— Frequency measurement, min.	0.04 Hz
— Frequency measurement, max.	800 kHz
— Cycle duration measurement, min.	1.25 µs
— Cycle duration measurement, max.	25 s
<b>Accuracy</b>	
— Frequency measurement	100 ppm; depending on measuring interval and signal evaluation
— Cycle duration measurement	100 ppm; depending on measuring interval and signal evaluation
— Velocity measurement	100 ppm; depending on measuring interval and signal evaluation
<b>Potential separation</b>	
<b>Potential separation channels</b>	
• between the channels	No
• between the channels and backplane bus	Yes
• Between the channels and load voltage L+	No
<b>Isolation</b>	
Isolation tested with	707 V DC (type test)
<b>Ambient conditions</b>	
<b>Ambient temperature during operation</b>	
• horizontal installation, min.	-40 °C; = Tmin (incl. condensation/frost)
• horizontal installation, max.	70 °C; = Tmax
• vertical installation, min.	-40 °C; = Tmin (incl. condensation/frost)
• vertical installation, max.	40 °C; = Tmax
<b>Ambient temperature during storage/transportation</b>	
• min.	-40 °C
• max.	70 °C
<b>Altitude during operation relating to sea level</b>	
• Installation altitude above sea level, max.	5 000 m
• Ambient air temperature-barometric pressure-altitude	Tmin ... Tmax at 1 140 hPa ... 795 hPa (-1 000 m ... +2 000 m) // Tmin ... (Tmax - 10 K) at 795 hPa ... 658 hPa (+2 000 m ... +3 500 m) // Tmin ... (Tmax -20 K) at 658 hPa ... 540 hPa (+3 500 m ... +5 000 m)
<b>Relative humidity</b>	
• With condensation, tested in accordance with IEC 60068-2-38, max.	100 %; RH incl. condensation/frost (no commissioning under condensation conditions)
<b>Resistance</b>	
<b>Coolants and lubricants</b>	
— Resistant to commercially available coolants and lubricants	Yes; Incl. diesel and oil droplets in the air
<b>Use in stationary industrial systems</b>	
— to biologically active substances according to EN 60721-3-3	Yes; Class 3B2 mold, fungus and dry rot spores (with the exception of fauna); Class 3B3 on request
— to chemically active substances according to EN 60721-3-3	Yes; Class 3C4 (RH < 75 %) incl. salt spray acc. to EN 60068-2-52 (severity degree 3); *
— to mechanically active substances according to EN 60721-3-3	Yes; Class 3S4 incl. sand, dust, *
<b>Use on ships/at sea</b>	
— to biologically active substances according to EN 60721-3-6	Yes; Class 6B2 mold and fungal spores (excluding fauna); Class 6B3 on request
— to chemically active substances according to EN 60721-3-6	Yes; Class 6C3 (RH < 75 %) incl. salt spray acc. to EN 60068-2-52 (severity degree 3); *
— to mechanically active substances according to EN 60721-3-6	Yes; Class 6S3 incl. sand, dust; *
<b>Usage in industrial process technology</b>	
— Against chemically active substances acc. to EN 60654-4	Yes; Class 3 (excluding trichlorethylene)
— Environmental conditions for process, measuring and control systems acc. to ANSI/ISA-71.04	Yes; Level GX group A/B (excluding trichlorethylene; harmful gas concentrations up to the limits of EN 60721-3-3 class 3C4 permissible); level LC3 (salt spray) and level LB3 (oil)
<b>Remark</b>	
— Note regarding classification of environmental	* The supplied plug covers must remain in place over the unused interfaces

conditions acc. to EN 60721, EN 60654-4 and ANSI/ISA-71.04		during operation!	
Conformal coating			
<ul style="list-style-type: none"><li>Coatings for printed circuit board assemblies acc. to EN 61086</li><li>Protection against fouling acc. to EN 60664-3</li><li>Military testing according to MIL-I-46058C, Amendment 7</li><li>Qualification and Performance of Electrical Insulating Compound for Printed Board Assemblies according to IPC-CC-830A</li></ul>		Yes; Class 2 for high reliability	
		Yes; Type 1 protection	
		Yes; Discoloration of coating possible during service life	
		Yes; Conformal coating, Class A	
Decentralized operation			
to SIMATIC S7-300		Yes	
to SIMATIC S7-400		Yes	
to SIMATIC S7-1200		Yes	
to SIMATIC S7-1500		Yes	
to standard PROFIBUS master		Yes	
to standard PROFINET controller		Yes	
Dimensions			
Width		35 mm	
Height		147 mm	
Depth		129 mm	
Weights			
Weight, approx.		250 g	
Classifications			
		Version	Classification
	eClass	14	27-24-22-05
	eClass	12	27-24-22-05
	eClass	9.1	27-24-22-05
	eClass	9	27-24-22-05
	eClass	8	27-24-22-05
	eClass	7.1	27-24-22-05
	eClass	6	27-24-22-05
	ETIM	10	EC001422
	ETIM	9	EC001422
	ETIM	8	EC001422
	ETIM	7	EC001422
Approvals / Certificates			
General Product Approval			EMV
 EG-Konf.		<a href="#">Manufacturer Declaration</a>	<a href="#">China RoHS</a>
 UL	 RCM		
For use in hazardous locations		Maritime application	
 IECEX	 ATEX	 DNV	

last modified: 10/23/2025 