



Figure similar




SIPLUS S7-1500 AQ 4xU/I ST based on 6ES7532-5HD00-0AB0 with conformal coating, -40...+70 °C, analog output module 16-bit resolution, accuracy 0.3%. 4 channels in groups of 4, diagnostics; substitute value including infeed element, shielding bracket and shield terminal

General information	
Product type designation	AQ 4xU/I ST
Firmware version	
• FW update possible	Yes
based on	6ES7532-5HD00-0AB0
Product function	
• I&M data	Yes; I&M0 to I&M3
• Isochronous mode	No
• Prioritized startup	No
• Output range scalable	No
Engineering with	
• STEP 7 TIA Portal configurable/integrated from version	see entry ID: 109746275
Operating mode	
• Oversampling	No
• MSO	Yes
CIR - Configuration in RUN	
Reparameterization possible in RUN	Yes
Calibration possible in RUN	Yes
Supply voltage	
Rated value (DC)	24 V
permissible range, lower limit (DC)	19.2 V
permissible range, upper limit (DC)	28.8 V
Input current	
Current consumption, max.	190 mA; with 24 V DC supply
Power	
Power consumption from the backplane bus	0.6 W
Power loss	
Power loss, typ.	4 W
Analog outputs	
Number of analog outputs	4; > +60 °C max. 4x ±10 V permissible
Voltage output, short-circuit protection	Yes
Voltage output, short-circuit current, max.	24 mA
Current output, no-load voltage, max.	22 V
Cycle time (all channels), min.	3.2 ms; independent of number of activated channels
Output ranges, voltage	
• 0 to 10 V	Yes
• 1 V to 5 V	Yes
• -5 V to +5 V	No

• -10 V to +10 V	Yes
Output ranges, current	
• 0 to 20 mA	Yes
• -20 mA to +20 mA	Yes
• 4 mA to 20 mA	Yes
Connection of actuators	
• for voltage output two-wire connection	Yes
• for voltage output four-wire connection	Yes
• for current output two-wire connection	Yes
Load impedance (in rated range of output)	
• with voltage outputs, min.	1 kΩ; 0.5 kΩ at 1 to 5 V
• with voltage outputs, capacitive load, max.	1 μF
• with current outputs, max.	750 Ω
• with current outputs, inductive load, max.	10 mH
Cable length	
• shielded, max.	800 m; for current, 200 m for voltage
Analog value generation for the outputs	
Integration and conversion time/resolution per channel	
• Resolution with overrange (bit including sign), max.	16 bit
• Conversion time (per channel)	0.5 ms
Settling time	
• for resistive load	1.5 ms
• for capacitive load	2.5 ms
• for inductive load	2.5 ms
Errors/accuracies	
Output ripple (relative to output range, bandwidth 0 to 50 kHz), (+/-)	0.02 %
Linearity error (relative to output range), (+/-)	0.15 %
Temperature error (relative to output range), (+/-)	0.002 %/K
Crosstalk between the outputs, max.	-100 dB
Repeat accuracy in steady state at 25 °C (relative to output range), (+/-)	0.05 %
Operational error limit in overall temperature range	
• Voltage, relative to output range, (+/-)	0.4 %
• Current, relative to output range, (+/-)	0.4 %
Basic error limit (operational limit at 25 °C)	
• Voltage, relative to output range, (+/-)	0.2 %
• Current, relative to output range, (+/-)	0.2 %
Interrupts/diagnostics/status information	
Diagnostics function	Yes
Substitute values connectable	Yes
Alarms	
• Diagnostic alarm	Yes
Diagnoses	
• Monitoring the supply voltage	Yes
• Wire-break	Yes; Only for output type "current"
• Short-circuit	Yes; Only for output type "voltage"
• Overflow/underflow	Yes
Diagnostics indication LED	
• RUN LED	Yes; green LED
• ERROR LED	Yes; red LED
• Monitoring of the supply voltage (PWR-LED)	Yes; green LED
• Channel status display	Yes; green LED
• for channel diagnostics	Yes; red LED
• for module diagnostics	Yes; red LED
Potential separation	
Potential separation channels	
• between the channels	No
• between the channels, in groups of	4

• between the channels and backplane bus	Yes
• Between the channels and load voltage L+	Yes
Permissible potential difference	
between S- and MANA (UCM)	8 V DC
Isolation	
Isolation tested with	707 V DC (type test)
Standards, approvals, certificates	
Suitable for safety-related tripping of standard modules	Yes; From FS05
Ecological footprint	
• environmental product declaration	Yes
Global warming potential	
— global warming potential, (total) [CO2 eq]	37.6 kg
— global warming potential, (during production) [CO2 eq]	11.1 kg
— global warming potential, (during operation) [CO2 eq]	26.8 kg
— global warming potential, (after end of life cycle) [CO2 eq]	-0.364 kg
Highest safety class achievable for safety-related tripping of standard modules	
• Performance level according to ISO 13849-1	PL d
• Category according to ISO 13849-1	Cat. 3
• SIL acc. to IEC 62061	SIL 2
• remark on safety-oriented shutdown	https://support.industry.siemens.com/cs/de/en/view/39198632
Security	
signed firmware update	No
data integrity	No
Ambient conditions	
Ambient temperature during operation	
• horizontal installation, min.	-40 °C; = Tmin (incl. condensation/frost)
• horizontal installation, max.	70 °C; = Tmax
• vertical installation, min.	-40 °C; = Tmin
• vertical installation, max.	40 °C; = Tmax
Altitude during operation relating to sea level	
• Installation altitude above sea level, max.	5 000 m
• Ambient air temperature-barometric pressure-altitude	Tmin ... Tmax at 1 140 hPa ... 795 hPa (-1 000 m ... +2 000 m) // Tmin ... (Tmax - 10 K) at 795 hPa ... 658 hPa (+2 000 m ... +3 500 m) // Tmin ... (Tmax -20 K) at 658 hPa ... 540 hPa (+3 500 m ... +5 000 m)
Relative humidity	
• With condensation, tested in accordance with IEC 60068-2-38, max.	100 %; RH incl. condensation/frost (no commissioning under condensation conditions)
Resistance	
Coolants and lubricants	
— Resistant to commercially available coolants and lubricants	Yes; Incl. diesel and oil droplets in the air
Use in stationary industrial systems	
— to biologically active substances according to EN 60721-3-3	Yes; Class 3B2 mold, fungus and dry rot spores (with the exception of fauna); Class 3B3 on request
— to chemically active substances according to EN 60721-3-3	Yes; Class 3C4 (RH < 75 %) incl. salt spray acc. to EN 60068-2-52 (severity degree 3); *
— to mechanically active substances according to EN 60721-3-3	Yes; Class 3S4 incl. sand, dust, *
Use on ships/at sea	
— to biologically active substances according to EN 60721-3-6	Yes; Class 6B2 mold and fungal spores (excluding fauna); Class 6B3 on request
— to chemically active substances according to EN 60721-3-6	Yes; Class 6C3 (RH < 75 %) incl. salt spray acc. to EN 60068-2-52 (severity degree 3); *
— to mechanically active substances according to EN 60721-3-6	Yes; Class 6S3 incl. sand, dust; *
Usage in industrial process technology	
— Against chemically active substances acc. to EN 60654-4	Yes; Class 3 (excluding trichlorethylene)
— Environmental conditions for process, measuring and control systems acc. to ANSI/ISA-71.04	Yes; Level GX group A/B (excluding trichlorethylene; harmful gas concentrations up to the limits of EN 60721-3-3 class 3C4 permissible); level

LC3 (salt spray) and level LB3 (oil)			
Remark			
— Note regarding classification of environmental conditions acc. to EN 60721, EN 60654-4 and ANSI/ISA-71.04	* The supplied plug covers must remain in place over the unused interfaces during operation!		
Conformal coating			
• Coatings for printed circuit board assemblies acc. to EN 61086	Yes; Class 2 for high reliability		
• Protection against fouling acc. to EN 60664-3	Yes; Type 1 protection		
• Military testing according to MIL-I-46058C, Amendment 7	Yes; Discoloration of coating possible during service life		
• Qualification and Performance of Electrical Insulating Compound for Printed Board Assemblies according to IPC-CC-830A	Yes; Conformal coating, Class A		
Dimensions			
Width	35 mm		
Height	147 mm		
Depth	129 mm		
Weights			
Weight, approx.	310 g		
Classifications			
		Version	Classification
	eClass	14	27-24-22-01
	eClass	12	27-24-22-01
	eClass	9.1	27-24-22-01
	eClass	9	27-24-22-01
	eClass	8	27-24-22-01
	eClass	7.1	27-24-22-01
	eClass	6	27-24-22-01
	ETIM	10	EC001420
	ETIM	9	EC001420
	ETIM	8	EC001420
	ETIM	7	EC001420
	IDEA	4	3562
	UNSPSC	15	32-15-17-05
Approvals / Certificates			
General Product Approval			EMV



[Manufacturer Declaration](#)
[China RoHS](#)

[KC](#)

EMV	For use in hazardous locations	Maritime application	Environment
			
			

last modified:
 10/23/2025
 