



Figure similar

SIPLUS S7-1500 CPU 1518-4 PN/DP based on 6ES7518-4AP00-0AB0 with conformal coating, 0...+60 °C, central processing unit with work memory 4 MB for program and 20 MB for data, 1st interface: PROFINET IRT with 2-port switch, 2nd interface, Ethernet, 3rd interface, Ethernet, 4th interface, PROFIBUS, 1 ns bit performance, SIMATIC Memory Card required

General information	
Product type designation	CPU 1518-4 PN/DP
based on	<a href="#">6ES7518-4AP00-0AB0</a>
Product function	
• I&M data	Yes; I&M0 to I&M3
• Isochronous mode	Yes; Distributed and central; with minimum OB 6x cycle of 125 µs (distributed) and 1 ms (central)
Engineering with	
• STEP 7 TIA Portal configurable/integrated from version	see entry ID: 109746275
Configuration control	
via dataset	Yes
Display	
Screen diagonal [cm]	6.1 cm
Control elements	
Number of keys	6
Mode selector switch	1
Supply voltage	
Rated value (DC)	24 V
permissible range, lower limit (DC)	19.2 V
permissible range, upper limit (DC)	28.8 V
Reverse polarity protection	Yes
Mains buffering	
• Mains/voltage failure stored energy time	5 ms
• Repeat rate, min.	1/s
Input current	
Current consumption (rated value)	1.55 A
Inrush current, max.	2.4 A; Rated value
I <sup>2</sup> t	0.02 A <sup>2</sup> ·s
Power	
Infeed power to the backplane bus	12 W
Power consumption from the backplane bus (balanced)	30 W
Power loss	
Power loss, typ.	24 W
Memory	
Number of slots for SIMATIC memory card	1
SIMATIC memory card required	Yes
Work memory	
• integrated (for program)	6 Mbyte

• integrated (for data)	60 Mbyte
Load memory	
• Plug-in (SIMATIC Memory Card), max.	32 Gbyte
Backup	
• maintenance-free	Yes
CPU processing times	
for bit operations, typ.	1 ns
for word operations, typ.	2 ns
for fixed point arithmetic, typ.	2 ns
for floating point arithmetic, typ.	6 ns
CPU-blocks	
Number of elements (total)	20 000; Blocks (OB, FB, FC, DB) and UDTs
DB	
• Number range	1 ... 60 999; subdivided into: number range that can be used by the user: 1 ... 59 999, and number range of DBs created via SFC 86: 60 000 ... 60 999
• Size, max.	16 Mbyte; For DBs with absolute addressing, the max. size is 64 KB
FB	
• Number range	0 ... 65 535
• Size, max.	1 Mbyte
FC	
• Number range	0 ... 65 535
• Size, max.	1 Mbyte
OB	
• Size, max.	1 Mbyte
• Number of free cycle OBs	100
• Number of time alarm OBs	20
• Number of delay alarm OBs	20
• Number of cyclic interrupt OBs	20; with minimum OB 3x cycle of 100 µs
• Number of process alarm OBs	50
• Number of DPV1 alarm OBs	3
• Number of isochronous mode OBs	2
• Number of technology synchronous alarm OBs	2
• Number of startup OBs	100
• Number of asynchronous error OBs	4
• Number of synchronous error OBs	2
• Number of diagnostic alarm OBs	1
Nesting depth	
• per priority class	24
Counters, timers and their retentivity	
S7 counter	
• Number	2 048
Retentivity	
— adjustable	Yes
IEC counter	
• Number	Any (only limited by the main memory)
Retentivity	
— adjustable	Yes
S7 times	
• Number	2 048
Retentivity	
— adjustable	Yes
IEC timer	
• Number	Any (only limited by the main memory)
Retentivity	
— adjustable	Yes
Data areas and their retentivity	
Retentive data area (incl. timers, counters, flags), max.	768 kbyte; Available retentive memory for bit memories, timers, counters, DBs, and technology data (axes): 700 KB
Extended retentive data area (incl. timers, counters, flags), max.	20 Mbyte; When using PS 6 0W 24/48/60 V DC HF

Flag	
• Size, max.	16 kbyte
• Number of clock memories	8; 8 clock memory bit, grouped into one clock memory byte
Data blocks	
• Retentivity adjustable	Yes
• Retentivity preset	No
Local data	
• per priority class, max.	64 kbyte; max. 16 KB per block
Address area	
Number of IO modules	16 384; max. number of modules / submodules
I/O address area	
• Inputs	32 kbyte; All inputs are in the process image
• Outputs	32 kbyte; All outputs are in the process image
per integrated IO subsystem	
— Inputs (volume)	32 kbyte; max. 32 KB via X1; max. 8 KB via X2 or X4
— Outputs (volume)	32 kbyte; max. 32 KB via X1; max. 8 KB via X2 or X4
per CM/CP	
— Inputs (volume)	8 kbyte
— Outputs (volume)	8 kbyte
Subprocess images	
• Number of subprocess images, max.	32
Hardware configuration	
Number of distributed IO systems	64; A distributed I/O system is characterized not only by the integration of distributed I/O via PROFINET or PROFIBUS communication modules, but also by the connection of I/O via AS-i master modules or links (e.g. IE/PB-Link)
Number of DP masters	
• integrated	1
• Via CM	8; A maximum of 8 CMs/CPs (PROFIBUS, PROFINET, Ethernet) can be inserted in total
Number of IO Controllers	
• integrated	2
• Via CM	8; A maximum of 8 CMs/CPs (PROFIBUS, PROFINET, Ethernet) can be inserted in total
Rack	
• Modules per rack, max.	32; CPU + 31 modules
• Number of lines, max.	1
PtP CM	
• Number of PtP CMs	the number of connectable PtP CMs is only limited by the number of available slots
Time of day	
Clock	
• Type	Hardware clock
• Backup time	6 wk; At 40 °C ambient temperature, typically
• Deviation per day, max.	10 s; Typ.: 2 s
Operating hours counter	
• Number	16
Clock synchronization	
• supported	Yes
• to DP, master	Yes
• in AS, master	Yes
• in AS, device	Yes
• on Ethernet via NTP	Yes
Interfaces	
Number of PROFINET interfaces	3
Number of PROFIBUS interfaces	1
1. Interface	
Interface types	
• RJ 45 (Ethernet)	Yes; X1
• Number of ports	2
• integrated switch	Yes

Protocols	
• IP protocol	Yes; IPv4
• PROFINET IO Controller	Yes
• PROFINET IO Device	Yes
• SIMATIC communication	Yes
• Open IE communication	Yes; Optionally also encrypted
• Web server	Yes
• Media redundancy	Yes
PROFINET IO Controller	
Services	
— PG/OP communication	Yes
— Isochronous mode	Yes
— Direct data exchange	Yes; Requirement: IRT and isochronous mode (MRPD optional)
— IRT	Yes
— PROFINergy	Yes
— Prioritized startup	Yes; Max. 32 PROFINET devices
— Number of connectable IO Devices, max.	512; In total, up to 1 000 distributed I/O devices can be connected via PROFIBUS or PROFINET
— Of which IO devices with IRT, max.	64
— Number of connectable IO Devices for RT, max.	512
— of which in line, max.	512
— Number of IO Devices that can be simultaneously activated/deactivated, max.	8; in total across all interfaces
— Number of IO Devices per tool, max.	8
— Updating times	The minimum value of the update time also depends on communication share set for PROFINET IO, on the number of IO devices, and on the quantity of configured user data
Update time for IRT	
— for send cycle of 125 µs	125 µs
— for send cycle of 187.5 µs	187.5 µs
— for send cycle of 250 µs	250 µs to 4 ms
— for send cycle of 500 µs	500 µs to 8 ms
— for send cycle of 1 ms	1 ms to 16 ms
— for send cycle of 2 ms	2 ms to 32 ms
— for send cycle of 4 ms	4 ms to 64 ms
— With IRT and parameterization of "odd" send cycles	Update time = set "odd" send clock (any multiple of 125 µs: 375 µs, 625 µs ... 3 875 µs)
Update time for RT	
— for send cycle of 250 µs	250 µs to 128 ms
— for send cycle of 500 µs	500 µs to 256 ms
— for send cycle of 1 ms	1 ms to 512 ms
— for send cycle of 2 ms	2 ms to 512 ms
— for send cycle of 4 ms	4 ms to 512 ms
PROFINET IO Device	
Services	
— PG/OP communication	Yes
— Isochronous mode	No
— IRT	Yes; Minimum send cycle of 250 µs
— PROFINergy	Yes; per user program
— Shared device	Yes
— Number of IO Controllers with shared device, max.	4
— activation/deactivation of I-devices	Yes; per user program
— Asset management record	Yes; per user program
2. Interface	
Interface types	
• RJ 45 (Ethernet)	Yes; X2
• Number of ports	1
• integrated switch	No
Protocols	
• IP protocol	Yes; IPv4

• PROFINET IO Controller	Yes
• PROFINET IO Device	Yes
• SIMATIC communication	Yes
• Open IE communication	Yes; Optionally also encrypted
• Web server	Yes
• Media redundancy	No
<b>PROFINET IO Controller</b>	
<b>Services</b>	
— PG/OP communication	Yes
— Isochronous mode	No
— Direct data exchange	No
— IRT	No
— PROFINergy	Yes; per user program
— Prioritized startup	No
— Number of connectable IO Devices, max.	128; In total, up to 1 000 distributed I/O devices can be connected via AS-i, PROFIBUS or PROFINET
— Number of connectable IO Devices for RT, max.	128
— of which in line, max.	128
— Number of IO Devices that can be simultaneously activated/deactivated, max.	8; in total across all interfaces
— Number of IO Devices per tool, max.	8
— Updating times	The minimum value of the update time also depends on communication share set for PROFINET IO, on the number of IO devices, and on the quantity of configured user data
<b>Update time for RT</b>	
— for send cycle of 1 ms	1 ms to 512 ms
<b>PROFINET IO Device</b>	
<b>Services</b>	
— PG/OP communication	Yes
— Isochronous mode	No
— IRT	No
— PROFINergy	Yes; per user program
— Prioritized startup	No
— Shared device	Yes
— Number of IO Controllers with shared device, max.	4
— activation/deactivation of I-devices	Yes; per user program
— Asset management record	Yes; per user program
<b>3. Interface</b>	
<b>Interface types</b>	
• RJ 45 (Ethernet)	Yes; X3
• Number of ports	1
• integrated switch	No
<b>Protocols</b>	
• IP protocol	Yes; IPv4
• PROFINET IO Controller	No
• PROFINET IO Device	No
• SIMATIC communication	Yes
• Open IE communication	Yes
• Web server	Yes
<b>PROFIBUS DP master</b>	
<b>Services</b>	
— activation/deactivation of DP devices	Yes
<b>4. Interface</b>	
<b>Interface types</b>	
• RS 485	Yes; X4
• Number of ports	1
<b>Protocols</b>	
• PROFIBUS DP master	Yes
• PROFIBUS DP device	No
• SIMATIC communication	Yes

PROFIBUS DP master	
<ul style="list-style-type: none"> <li>• Number of connections, max.</li> <li>• max. number of DP devices</li> </ul>	48; for the integrated PROFIBUS DP interface 125; In total, up to 1 000 distributed I/O devices can be connected via AS-i, PROFIBUS or PROFINET
Services	
— PG/OP communication	Yes
— Equidistance	Yes
— Isochronous mode	Yes
— activation/deactivation of DP devices	Yes
Interface types	
RJ 45 (Ethernet)	
<ul style="list-style-type: none"> <li>• 100 Mbps</li> <li>• 1000 Mbps</li> <li>• Autonegotiation</li> <li>• Autocrossing</li> <li>• Industrial Ethernet status LED</li> </ul>	Yes Yes; Only possible at the X3 interface of the CPU 1518 Yes Yes Yes
RS 485	
<ul style="list-style-type: none"> <li>• Transmission rate, max.</li> </ul>	12 Mbit/s
Protocols	
PROFIsafe	No
Number of connections	
<ul style="list-style-type: none"> <li>• Number of connections, max.</li> <li>• Number of connections reserved for ES/HMI/web</li> <li>• Number of connections via integrated interfaces</li> <li>• Number of S7 routing paths</li> </ul>	384; via integrated interfaces of the CPU and connected CPs / CMs 10 320 64; in total, only 16 S7-Routing connections are supported via PROFIBUS
Redundancy mode	
<ul style="list-style-type: none"> <li>• H-Sync forwarding</li> </ul>	Yes
Media redundancy	
— Media redundancy	only via 1st interface (X1)
— MRP	Yes; MRP Automanager according to IEC 62439-2 Edition 2.0, MRP Manager; MRP Client
— MRP interconnection, supported	Yes; as MRP ring node according to IEC 62439-2 Edition 3.0
— MRPD	Yes; Requirement: IRT
— Switchover time on line break, typ.	200 ms; For MRP, bumpless for MRPD
— Number of stations in the ring, max.	50
SIMATIC communication	
<ul style="list-style-type: none"> <li>• PG/OP communication</li> <li>• S7 routing</li> <li>• Data record routing</li> <li>• S7 communication, as server</li> <li>• S7 communication, as client</li> <li>• User data per job, max.</li> </ul>	Yes; encryption with TLS V1.3 pre-selected Yes Yes Yes Yes See online help (S7 communication, user data size)
Open IE communication	
<ul style="list-style-type: none"> <li>• TCP/IP <ul style="list-style-type: none"> <li>— Data length, max.</li> <li>— several passive connections per port, supported</li> </ul> </li> <li>• ISO-on-TCP (RFC1006) <ul style="list-style-type: none"> <li>— Data length, max.</li> </ul> </li> <li>• UDP <ul style="list-style-type: none"> <li>— Data length, max.</li> <li>— UDP multicast</li> </ul> </li> <li>• DHCP</li> <li>• DNS</li> <li>• SNMP</li> <li>• DCP</li> <li>• LLDP</li> <li>• Encryption</li> </ul>	Yes 64 kbyte Yes Yes 64 kbyte Yes 2 kbyte; 1 472 bytes for UDP broadcast Yes; 128 multicast circuits (of which max. 5 via X1) Yes Yes Yes Yes Yes Yes; Optional
Web server	
<ul style="list-style-type: none"> <li>• HTTP</li> </ul>	Yes; Standard and user pages

• HTTPS	Yes; Standard and user pages
<b>OPC UA</b>	
• Runtime license required	Yes; "Large" license required
• OPC UA Client	Yes
— Application authentication	Yes
— Security policies	Available security policies: None, Basic128Rsa15, Basic256Rsa15, Basic256Sha256
— User authentication	"anonymous" or by user name & password
— Number of connections, max.	40
— Number of nodes of the client interfaces, recommended max.	5 000
— Number of elements for one call of OPC-UA_NodeGetHandleList/OPC-UA_ReadList/OPC-UA_WriteList, max.	300
— Number of elements for one call of OPC-UA_NameSpaceGetIndexList, max.	20
— Number of elements for one call of OPC-UA_MethodGetHandleList, max.	100
— Number of simultaneous calls of the client instructions for session management, per connection, max.	1
— Number of simultaneous calls of the client instructions for data access, per connection, max.	5
— Number of registerable nodes, max.	5 000
— Number of registerable method calls of OPC-UA_MethodCall, max.	100
— Number of inputs/outputs when calling OPC-UA_MethodCall, max.	20
• OPC UA Server	Yes; Data access (read, write, subscribe), method call, custom address space
— Application authentication	Yes
— Security policies	Available security policies: None, Basic128Rsa15, Basic256Rsa15, Basic256Sha256
— User authentication	"anonymous" or by user name & password
— GDS support (certificate management)	Yes
— Number of sessions, max.	64
— Number of accessible variables, max.	200 000
— Number of registerable nodes, max.	50 000
— Number of subscriptions per session, max.	20
— Sampling interval, min.	10 ms
— Publishing interval, min.	10 ms
— Number of server methods, max.	100
— Number of inputs/outputs per server method, max.	20
— Number of monitored items, recommended max.	10 000; for 1 s sampling interval and 1 s send interval
— Number of server interfaces, max.	10 of each "Server interfaces" / "Companion specification" type and 20 of the type "Reference namespace"
— Number of nodes for user-defined server interfaces, max.	30 000
• Alarms and Conditions	Yes
— Number of program alarms	400
— Number of alarms for system diagnostics	200
<b>Further protocols</b>	
• MODBUS	Yes; MODBUS TCP
<b>Isochronous mode</b>	
Equidistance	Yes
<b>S7 message functions</b>	
Number of login stations for message functions, max.	64
Program alarms	Yes
Number of configurable program messages, max.	10 000; Program messages are generated by the "Program_Alarm" block, ProDiag or GRAPH
Number of loadable program messages in RUN, max.	5 000
Number of simultaneously active program alarms	
• Number of program alarms	4 000
• Number of alarms for system diagnostics	1 000

• Number of alarms for motion technology objects	480
<b>Test commissioning functions</b>	
Joint commission (Team Engineering)	Yes; Parallel online access possible for up to 10 engineering systems
Status block	Yes; Up to 16 simultaneously (in total across all ES clients)
Single step	No
Number of breakpoints	20
<b>Status/control</b>	
• Status/control variable	Yes
• Variables	Inputs, outputs, memory bits, DB, times, counters
• Number of variables, max.	
— of which status variables, max.	200; per job
— of which control variables, max.	200; per job
<b>Forcing</b>	
• Forcing	Yes
• Forcing, variables	Inputs, outputs
• Number of variables, max.	200
<b>Diagnostic buffer</b>	
• present	Yes
• Number of entries, max.	3 200
— of which powerfail-proof	1 000
<b>Traces</b>	
• Number of configurable Traces	8; Up to 512 KB of data per trace are possible
<b>Interrupts/diagnostics/status information</b>	
<b>Diagnostics indication LED</b>	
• RUN/STOP LED	Yes
• ERROR LED	Yes
• MAINT LED	Yes
• Connection display LINK TX/RX	Yes
<b>Supported technology objects</b>	
Motion Control	Yes
• Number of available Motion Control resources for technology objects	15 360
• Required Motion Control resources	
— per speed-controlled axis	40
— per positioning axis	80
— per synchronous axis	160
— per external encoder	80
— per output cam	20
— per cam track	160
— per probe	40
• Positioning axis	
— Number of positioning axes at motion control cycle of 4 ms (typical value)	140
— Number of positioning axes at motion control cycle of 8 ms (typical value)	192
Controller	
• PID_Compact	Yes; Universal PID controller with integrated optimization
• PID_3Step	Yes; PID controller with integrated optimization for valves
• PID-Temp	Yes; PID controller with integrated optimization for temperature
Counting and measuring	
• High-speed counter	Yes
<b>Standards, approvals, certificates</b>	
<b>Ecological footprint</b>	
• environmental product declaration	Yes
<b>Global warming potential</b>	
— global warming potential, (total) [CO2 eq]	570 kg
— global warming potential, (during production) [CO2 eq]	96.9 kg
— global warming potential, (during operation) [CO2 eq]	483 kg



— global warming potential, (after end of life cycle) [CO2 eq]		-9.97 kg
Ambient conditions		
Ambient temperature during operation		
<ul style="list-style-type: none"><li>horizontal installation, min.</li><li>horizontal installation, max.</li></ul>	0 °C; = Tmin (incl. condensation/frost) 60 °C; Display: 50 °C, at an operating temperature of typically 50 °C, the display is switched off	
<ul style="list-style-type: none"><li>vertical installation, min.</li><li>vertical installation, max.</li></ul>	0 °C; = Tmin 40 °C; Display: 40 °C, at an operating temperature of typically 40 °C, the display is switched off	
Ambient temperature during storage/transportation		
<ul style="list-style-type: none"><li>min.</li><li>max.</li></ul>	-40 °C 70 °C	
Altitude during operation relating to sea level		
<ul style="list-style-type: none"><li>Installation altitude above sea level, max.</li><li>Ambient air temperature-barometric pressure-altitude</li></ul>	5 000 m Tmin ... Tmax at 1 140 hPa ... 795 hPa (-1 000 m ... +2 000 m) // Tmin ... (Tmax - 10 K) at 795 hPa ... 658 hPa (+2 000 m ... +3 500 m) // Tmin ... (Tmax -20 K) at 658 hPa ... 540 hPa (+3 500 m ... +5 000 m)	
Relative humidity		
<ul style="list-style-type: none"><li>With condensation, tested in accordance with IEC 60068-2-38, max.</li></ul>	100 %; RH incl. condensation/frost (no commissioning under condensation conditions)	
Resistance		
Coolants and lubricants		
— Resistant to commercially available coolants and lubricants	Yes; Incl. diesel and oil droplets in the air	
Use in stationary industrial systems		
— to biologically active substances according to EN 60721-3-3	Yes; Class 3B2 mold, fungus and dry rot spores (with the exception of fauna); Class 3B3 on request	
— to chemically active substances according to EN 60721-3-3	Yes; Class 3C4 (RH < 75 %) incl. salt spray acc. to EN 60068-2-52 (severity degree 3); *	
— to mechanically active substances according to EN 60721-3-3	Yes; Class 3S4 incl. sand, dust, *	
Use on ships/at sea		
— to biologically active substances according to EN 60721-3-6	Yes; Class 6B2 mold and fungal spores (excluding fauna); Class 6B3 on request	
— to chemically active substances according to EN 60721-3-6	Yes; Class 6C3 (RH < 75 %) incl. salt spray acc. to EN 60068-2-52 (severity degree 3); *	
— to mechanically active substances according to EN 60721-3-6	Yes; Class 6S3 incl. sand, dust; *	
Usage in industrial process technology		
— Against chemically active substances acc. to EN 60654-4	Yes; Class 3 (excluding trichlorethylene)	
— Environmental conditions for process, measuring and control systems acc. to ANSI/ISA-71.04	Yes; Level GX group A/B (excluding trichlorethylene; harmful gas concentrations up to the limits of EN 60721-3-3 class 3C4 permissible); level LC3 (salt spray) and level LB3 (oil)	
Remark		
— Note regarding classification of environmental conditions acc. to EN 60721, EN 60654-4 and ANSI/ISA-71.04	* The supplied plug covers must remain in place over the unused interfaces during operation!	
Conformal coating		
<ul style="list-style-type: none"><li>Coatings for printed circuit board assemblies acc. to EN 61086</li><li>Protection against fouling acc. to EN 60664-3</li><li>Military testing according to MIL-I-46058C, Amendment 7</li><li>Qualification and Performance of Electrical Insulating Compound for Printed Board Assemblies according to IPC-CC-830A</li></ul>	Yes; Class 2 for high reliability  Yes; Type 1 protection Yes; Discoloration of coating possible during service life Yes; Conformal coating, Class A	
Configuration		
Programming		
Programming language		
— LAD	Yes	
— FBD	Yes	
— STL	Yes	
— SCL	Yes	
— GRAPH	Yes	

Know-how protection	
• User program protection/password protection	Yes
• Copy protection	Yes
• Block protection	Yes
Access protection	
• protection of confidential configuration data	Yes
• Password for display	Yes
• Protection level: Write protection	Yes
• Protection level: Read/write protection	Yes
• Protection level: Complete protection	Yes
Cycle time monitoring	
• lower limit	adjustable minimum cycle time
• upper limit	adjustable maximum cycle time
Dimensions	
Width	175 mm
Height	147 mm
Depth	129 mm
Weights	
Weight, approx.	1 988 g
Classifications	

	Version	Classification
eClass	14	27-24-22-07
eClass	12	27-24-22-07
eClass	9.1	27-24-22-07
eClass	9	27-24-22-07
eClass	8	27-24-22-07
eClass	7.1	27-24-22-07
eClass	6	27-24-22-07
ETIM	10	EC000236
ETIM	9	EC000236
ETIM	8	EC000236
ETIM	7	EC000236
IDEA	4	3565
UNSPSC	15	32-15-17-05

Approvals / Certificates	
General Product Approval	







[Manufacturer Declaration](#)

[China RoHS](#)



[TUEV](#)

EMV	For use in hazardous locations	Maritime application	Environment
<a href="#">KC</a>	 IECEX	 ATEX	 DNV
 RCM			 EPD

last modified:

6/16/2025 