



Figure similar

SIPLUS ET 200SP CPU 1510SP-1 PN based on 6ES7510-1DK03-0AB0 with conformal coating -40...+60 °C . central processing unit with work memory 200 KB for program and 1 MB for data, 1st interface: PROFINET IRT with 3-port switch, 25 ns bit performance, SIMATIC Memory Card required, BusAdapter required for port 1 and 2

General information	
Product type designation	CPU 1510SP-1 PN
Firmware version	
• FW update possible	Yes
based on	<a href="#">6ES7510-1DK03-0AB0</a>
Product function	
• I&M data	Yes; I&M0 to I&M3
• Module swapping during operation (hot swapping)	Yes; Multi-hot swapping
• Isochronous mode	Yes; only with PROFINET; with minimum OB 6x cycle of 500 µs
• SysLog	Yes
Engineering with	
• STEP 7 TIA Portal configurable/integrated from version	see entry ID: 109746275
Configuration control	
via dataset	Yes
Control elements	
Mode selector switch	1
Supply voltage	
Rated value (DC)	24 V
permissible range, lower limit (DC)	19.2 V
permissible range, upper limit (DC)	28.8 V
Reverse polarity protection	Yes
Mains buffering	
• Mains/voltage failure stored energy time	10 ms
Input current	
Current consumption (rated value)	0.48 A
Current consumption, max.	0.7 A
Inrush current, max.	1.34 A; Rated value
I <sup>2</sup> t	0.3 A <sup>2</sup> ·s
Power	
Infeed power to the backplane bus	8.05 W
Power loss	
Power loss, typ.	3.5 W
Memory	
Number of slots for SIMATIC memory card	1
SIMATIC memory card required	Yes
Work memory	
• integrated (for program)	200 kbyte
• integrated (for data)	1 Mbyte

Load memory	
• Plug-in (SIMATIC Memory Card), max.	32 Gbyte
Backup	
• maintenance-free	Yes
CPU processing times	
for bit operations, typ.	6 ns
for word operations, typ.	7 ns
for fixed point arithmetic, typ.	9 ns
for floating point arithmetic, typ.	37 ns
CPU-blocks	
Number of elements (total)	4 000; Blocks (OB, FB, FC, DB) and UDTs
DB	
• Number range	1 ... 60 999; subdivided into: number range that can be used by the user: 1 ... 59 999, and number range of DBs created via SFC 86: 60 000 ... 60 999
• Size, max.	1 Mbyte; For DBs with absolute addressing, the max. size is 64 KB
FB	
• Number range	0 ... 65 535
• Size, max.	200 kbyte
FC	
• Number range	0 ... 65 535
• Size, max.	200 kbyte
OB	
• Size, max.	200 kbyte
• Number of free cycle OBs	100
• Number of time alarm OBs	20
• Number of delay alarm OBs	20
• Number of cyclic interrupt OBs	20; With minimum OB 3x cycle of 250 µs
• Number of process alarm OBs	50
• Number of DPV1 alarm OBs	3
• Number of isochronous mode OBs	1
• Number of technology synchronous alarm OBs	2
• Number of startup OBs	100
• Number of asynchronous error OBs	4
• Number of synchronous error OBs	2
• Number of diagnostic alarm OBs	1
Nesting depth	
• per priority class	24
Counters, timers and their retentivity	
S7 counter	
• Number	2 048
Retentivity	
— adjustable	Yes
IEC counter	
• Number	Any (only limited by the main memory)
Retentivity	
— adjustable	Yes
S7 times	
• Number	2 048
Retentivity	
— adjustable	Yes
IEC timer	
• Number	Any (only limited by the main memory)
Retentivity	
— adjustable	Yes
Data areas and their retentivity	
Retentive data area (incl. timers, counters, flags), max.	256 kbyte; in total; available retentive memory for bit memories, timers, counters, DBs, and technology data (axes): 216 KB
Flag	
• Size, max.	16 kbyte

• Number of clock memories	8; 8 clock memory bit, grouped into one clock memory byte
<b>Data blocks</b>	
• Retentivity adjustable	Yes
• Retentivity preset	No
<b>Local data</b>	
• per priority class, max.	64 kbyte; max. 16 KB per block
<b>Address area</b>	
Number of IO modules	2 048; max. number of modules / submodules
<b>I/O address area</b>	
• Inputs	32 kbyte; All inputs are in the process image
• Outputs	32 kbyte; All outputs are in the process image
per integrated IO subsystem	
— Inputs (volume)	8 kbyte
— Outputs (volume)	8 kbyte
per CM/CP	
— Inputs (volume)	8 kbyte
— Outputs (volume)	8 kbyte
<b>Subprocess images</b>	
• Number of subprocess images, max.	32
<b>Address space per module</b>	
• Address space per module, max.	288 byte; For input and output data respectively
<b>Address space per station</b>	
• Address space per station, max.	2 560 byte; for central inputs and outputs; depending on configuration; 2 048 bytes for ET 200SP modules + 512 bytes for ET 200AL modules
<b>Hardware configuration</b>	
Number of distributed IO systems	32; A distributed I/O system is characterized not only by the integration of distributed I/O via PROFINET or PROFIBUS communication modules, but also by the connection of I/O via AS-i master modules or links (e.g. IE/PB-Link)
<b>Number of DP masters</b>	
• Via CM	1
<b>Number of IO Controllers</b>	
• integrated	1
• Via CM	0
<b>Rack</b>	
• Modules per rack, max.	82; CPU + 64 modules + server module (mounting width max. 1 m) + 16 ET 200AL modules
• Quantity of operable ET 200SP modules, max.	64
• Quantity of operable ET 200AL modules, max.	16
• Number of lines, max.	1
<b>PtP CM</b>	
• Number of PtP CMs	the number of connectable PtP CMs is only limited by the number of available slots
<b>Time of day</b>	
<b>Clock</b>	
• Type	Hardware clock
• Backup time	6 wk; At 40 °C ambient temperature, typically
• Deviation per day, max.	10 s; Typ.: 2 s
<b>Operating hours counter</b>	
• Number	16
<b>Clock synchronization</b>	
• supported	Yes
• to DP, master	Yes; Via CM DP module
• on DP, device	Yes; Via CM DP module
• in AS, master	Yes
• in AS, device	Yes
• on Ethernet via NTP	Yes
<b>Interfaces</b>	
Number of PROFINET interfaces	1
Number of PROFIBUS interfaces	1; Via CM DP module
Optical interface	No

## 1. Interface

Interface types	
<ul style="list-style-type: none"><li>• RJ 45 (Ethernet)</li><li>• Number of ports</li><li>• integrated switch</li><li>• BusAdapter (PROFINET)</li></ul>	Yes; X1 P3; opt. X1 P1 and X1 P2 via BusAdapter BA 2x RJ45 3; 1. integr. + 2. via BusAdapter Yes Yes; compatible BusAdapters: BA 2x RJ45, BA 2x M12, BA 2x FC, BA 2x LC, BA LC/RJ45, BA LC/FC, BA 2x SCRJ, BA SCRJ/RJ45, BA SCRJ/FC
Protocols	
<ul style="list-style-type: none"><li>• IP protocol</li><li>• PROFINET IO Controller</li><li>• PROFINET IO Device</li><li>• SIMATIC communication</li><li>• Open IE communication</li><li>• Web server</li><li>• Media redundancy</li></ul>	Yes; IPv4 Yes Yes Yes Yes; Optionally also encrypted Yes Yes
PROFINET IO Controller	
Services	
<ul style="list-style-type: none"><li>— Isochronous mode</li><li>— Direct data exchange</li><li>— IRT</li><li>— PROFIenergy</li><li>— Prioritized startup</li><li>— Number of connectable IO Devices, max.</li><li>— Of which IO devices with IRT, max.</li><li>— Number of connectable IO Devices for RT, max.</li><li>— of which in line, max.</li><li>— Number of IO Devices that can be simultaneously activated/deactivated, max.</li><li>— Number of IO Devices per tool, max.</li><li>— Updating times</li><li>— PROFINET Security Class</li></ul>	Yes Yes; Requirement: IRT and isochronous mode (MRPD optional) Yes Yes; per user program Yes; Max. 32 PROFINET devices 128; In total, up to 512 distributed I/O devices can be connected via AS-i, PROFIBUS or PROFINET 64 128 128 8; in total across all interfaces 8 The minimum value of the update time also depends on communication share set for PROFINET IO, on the number of IO devices, and on the quantity of configured user data 1
Update time for IRT	
<ul style="list-style-type: none"><li>— for send cycle of 250 µs</li><li>— for send cycle of 500 µs</li><li>— for send cycle of 1 ms</li><li>— for send cycle of 2 ms</li><li>— for send cycle of 4 ms</li><li>— With IRT and parameterization of "odd" send cycles</li></ul>	250 µs to 4 ms; Note: In the case of IRT with isochronous mode, the minimum update time of 500 µs of the isochronous OB is decisive 500 µs to 8 ms 1 ms to 16 ms 2 ms to 32 ms 4 ms to 64 ms Update time = set "odd" send clock (any multiple of 125 µs: 375 µs, 625 µs ... 3 875 µs)
Update time for RT	
<ul style="list-style-type: none"><li>— for send cycle of 250 µs</li><li>— for send cycle of 500 µs</li><li>— for send cycle of 1 ms</li><li>— for send cycle of 2 ms</li><li>— for send cycle of 4 ms</li></ul>	250 µs to 128 ms 500 µs to 256 ms 1 ms to 512 ms 2 ms to 512 ms 4 ms to 512 ms
PROFINET IO Device	
Services	
<ul style="list-style-type: none"><li>— Isochronous mode</li><li>— IRT</li><li>— PROFIenergy</li><li>— Shared device</li><li>— Number of IO Controllers with shared device, max.</li><li>— activation/deactivation of I-devices</li><li>— Asset management record</li><li>— PROFINET Security Class</li></ul>	No Yes Yes; per user program Yes 4 Yes; per user program Yes; per user program SNMP Configuration and DCP Read Only

## 2. Interface

Interface types
-----------------

• RS 485	Yes; Via CM DP module
• Number of ports	1
<b>Protocols</b>	
• PROFIBUS DP master	Yes
• PROFIBUS DP device	Yes
• SIMATIC communication	Yes
<b>PROFIBUS DP master</b>	
• Number of connections, max.	48; Of which 4 each reserved for ES and HMI
• max. number of DP devices	125; In total, up to 512 distributed I/O devices can be connected via AS-i, PROFIBUS or PROFINET
<b>Services</b>	
— Equidistance	No
— Isochronous mode	No
— activation/deactivation of DP devices	Yes
<b>Interface types</b>	
<b>RJ 45 (Ethernet)</b>	
• 100 Mbps	Yes
• Autonegotiation	Yes
• Autocrossing	Yes
• Industrial Ethernet status LED	Yes
<b>RS 485</b>	
• Transmission rate, max.	12 Mbit/s
<b>Protocols</b>	
PROFIsafe	No
<b>Number of connections</b>	
• Number of connections, max.	128; via integrated interfaces of the CPU and connected CPs / CMs
• Number of connections reserved for ES/HMI/web	10
• Number of connections via integrated interfaces	88
• Number of connections per CP/CM	32
• Number of S7 routing paths	16
<b>Redundancy mode</b>	
• H-Sync forwarding	Yes
<b>Media redundancy</b>	
— Media redundancy	Yes; only via BusAdapter
— MRP	Yes; MRP Automanager according to IEC 62439-2 Edition 2.0, MRP Manager; MRP Client
— MRP interconnection, supported	Yes; as MRP ring node according to IEC 62439-2 Edition 3.0
— MRPD	Yes; Requirement: IRT
— Switchover time on line break, typ.	200 ms; For MRP, bumpless for MRPD
— Number of stations in the ring, max.	50
<b>SIMATIC communication</b>	
• PG/OP communication	Yes; encryption with TLS V1.3 pre-selected
• S7 routing	Yes
• Data record routing	Yes
• S7 communication, as server	Yes
• S7 communication, as client	Yes
• User data per job, max.	See online help (S7 communication, user data size)
<b>Open IE communication</b>	
• TCP/IP	Yes
— Data length, max.	64 kbyte
— several passive connections per port, supported	Yes
• ISO-on-TCP (RFC1006)	Yes
— Data length, max.	64 kbyte
• UDP	Yes
— Data length, max.	2 kbyte; 1 472 bytes for UDP broadcast
— UDP multicast	Yes; max. 78 multicast circuits
• DHCP	Yes
• DNS	Yes
• SNMP	Yes

• DCP	Yes
• LLDP	Yes
• Encryption	Yes; Optional
Web server	
• HTTP	Yes; Standard and user pages
• HTTPS	Yes; Standard and user pages
• web API	
— Number of sessions, max.	50
— number of simultaneous HTTP calls, max.	4
— HTTP request body, max.	131 072 byte
OPC UA	
• Runtime license required	Yes; "Small" license required
• OPC UA Client	Yes; Data Access (registered Read/Write), Method Call
— Application authentication	Yes
— Security policies	Available security policies: None, Basic128Rsa15, Basic256Rsa15, Basic256Sha256
— User authentication	"anonymous" or by user name & password
— Number of connections, max.	4
— Number of nodes of the client interfaces, recommended max.	1 000
— Number of elements for one call of OPC-UA_NodeGetHandleList/OPC-UA_ReadList/OPC-UA_WriteList, max.	300
— Number of elements for one call of OPC-UA_NameSpaceGetIndexList, max.	20
— Number of elements for one call of OPC-UA_MethodGetHandleList, max.	100
— Number of simultaneous calls of the client instructions for session management, per connection, max.	1
— Number of simultaneous calls of the client instructions for data access, per connection, max.	5
— Number of registerable nodes, max.	5 000
— Number of registerable method calls of OPC-UA_MethodCall, max.	100
— Number of inputs/outputs when calling OPC-UA_MethodCall, max.	20
• OPC UA Server	Yes; data access (read, write, subscribe), method call, alarms & condition (A&C), custom address space, role-based access control
— Application authentication	Yes
— Security policies	available security policies: None, Basic128Rsa15, Basic256Rsa15, Basic256Sha256, Aes128Sha256RsaOaep, Aes256Sha256RsaPss
— User authentication	"anonymous" or by user name & password
— GDS support (certificate management)	Yes
— Number of sessions, max.	32
— Number of accessible variables, max.	50 000
— Number of registerable nodes, max.	10 000
— Number of subscriptions per session, max.	50
— Sampling interval, min.	100 ms
— Publishing interval, min.	200 ms
— Number of server methods, max.	20; max. 20 concurrently running jobs each for asynchronous instructions OPC-UA_ServerMethodPre and OPC-UA_ServerMethodPost
— Number of inputs/outputs per server method, max.	20
— Number of monitored items, recommended max.	4 000; for 1 s sampling interval and 1 s send interval
— Number of server interfaces, max.	10 of each "Server interfaces" / "Companion specification" type and 20 of the type "Reference namespace"
— Number of nodes for user-defined server interfaces, max.	15 000
• Alarms and Conditions	Yes
— Number of program alarms	100
— Number of alarms for system diagnostics	50
Further protocols	
• MODBUS	Yes; MODBUS TCP

<b>S7 message functions</b>	
Number of login stations for message functions, max.	32
number of subscriptions, max.	250
number of tags/attributes for subscriptions, max.	2 000
Program alarms	Yes
Number of configurable program messages, max.	5 000; Program messages are generated by the "Program_Alarm" block, ProDiag or GRAPH
Number of loadable program messages in RUN, max.	5 000
Number of simultaneously active program alarms	
• Number of program alarms	600
• Number of alarms for system diagnostics	100
• Number of alarms for motion technology objects	160
<b>Test commissioning functions</b>	
Joint commission (Team Engineering)	Yes; Parallel online access possible for up to 5 engineering systems
Status block	Yes; Up to 8 simultaneously (in total across all ES clients)
Single step	Yes
Number of breakpoints	8
Profiling	Yes
<b>Status/control</b>	
• Status/control variable	Yes
• Variables	Inputs/outputs, memory bits, DBs, distributed I/Os, timers, counters
• Number of variables, max.	
— of which status variables, max.	200; per job
— of which control variables, max.	200; per job
<b>Forcing</b>	
• Forcing	Yes
• Forcing, variables	Peripheral inputs/outputs
• Number of variables, max.	200
<b>Diagnostic buffer</b>	
• present	Yes
• Number of entries, max.	1 000
— of which powerfail-proof	500
<b>Traces</b>	
• Number of configurable Traces	4
• Memory size per trace, max.	512 kbyte
<b>Interrupts/diagnostics/status information</b>	
<b>Diagnostics indication LED</b>	
• RUN/STOP LED	Yes
• ERROR LED	Yes
• MAINT LED	Yes
• Monitoring of the supply voltage (PWR-LED)	Yes
• Connection display LINK TX/RX	Yes
<b>Supported technology objects</b>	
Motion Control	Yes; Note: The number of technology objects affects the cycle time of the PLC program; selection guide via the TIA Selection Tool
• Number of available Motion Control resources for technology objects	1 120
• Required Motion Control resources	
— per speed-controlled axis	40
— per positioning axis	80
— per synchronous axis	160
— per external encoder	80
— per output cam	20
— per cam track	160
— per probe	40
• Positioning axis	
— Number of positioning axes at motion control cycle of 4 ms (typical value)	11
— Number of positioning axes at motion control cycle of 8 ms (typical value)	14

Controller	
• PID_Compact	Yes; Universal PID controller with integrated optimization
• PID_3Step	Yes; PID controller with integrated optimization for valves
• PID-Temp	Yes; PID controller with integrated optimization for temperature
Counting and measuring	
• High-speed counter	Yes
<b>Standards, approvals, certificates</b>	
Ecological footprint	
• environmental product declaration	Yes
Global warming potential	
— global warming potential, (total) [CO2 eq]	83.2 kg
— global warming potential, (during production) [CO2 eq]	22.3 kg
— global warming potential, (during operation) [CO2 eq]	61.8 kg
— global warming potential, (after end of life cycle) [CO2 eq]	-0.949 kg
<b>Security</b>	
PROFINET Security Class	1
signed firmware update	Yes
Secure Boot	Yes
safely removing data	Yes
<b>Ambient conditions</b>	
Ambient temperature during operation	
• horizontal installation, min.	-40 °C; = Tmin (incl. condensation/frost)
• horizontal installation, max.	60 °C; = Tmax
• vertical installation, min.	-40 °C; = Tmin
• vertical installation, max.	50 °C; = Tmax
Altitude during operation relating to sea level	
• Installation altitude above sea level, max.	5 000 m
• Ambient air temperature-barometric pressure-altitude	Tmin ... Tmax at 1 140 hPa ... 795 hPa (-1 000 m ... +2 000 m) // Tmin ... (Tmax - 10 K) at 795 hPa ... 658 hPa (+2 000 m ... +3 500 m) // Tmin ... (Tmax -20 K) at 658 hPa ... 540 hPa (+3 500 m ... +5 000 m)
Relative humidity	
• With condensation, tested in accordance with IEC 60068-2-38, max.	100 %; RH incl. condensation / frost (no commissioning in bedewed state), horizontal installation
<b>Resistance</b>	
Coolants and lubricants	
— Resistant to commercially available coolants and lubricants	Yes; Incl. diesel and oil droplets in the air
Use in stationary industrial systems	
— to biologically active substances according to EN 60721-3-3	Yes; Class 3B2 mold, fungus and dry rot spores (with the exception of fauna); Class 3B3 on request
— to chemically active substances according to EN 60721-3-3	Yes; Class 3C4 (RH < 75 %) incl. salt spray acc. to EN 60068-2-52 (severity degree 3); *
— to mechanically active substances according to EN 60721-3-3	Yes; Class 3S4 incl. sand, dust, *
— Against mechanical environmental conditions acc. to EN 60721-3-3	Yes; Class 3M8 using the SIPLUS Mounting Kit ET 200SP (6AG1193-6AA00-0AA0/6AG1193-6AB00-0AA0)
Use on ships/at sea	
— to biologically active substances according to EN 60721-3-6	Yes; Class 6B2 mold, fungal and dry rot spores (excluding fauna)
— to chemically active substances according to EN 60721-3-6	Yes; Class 6C3 (RH < 75 %) incl. salt spray acc. to EN 60068-2-52 (severity degree 3); *
— to mechanically active substances according to EN 60721-3-6	Yes; Class 6S3 incl. sand, dust; *
— Against mechanical environmental conditions acc. to EN 60721-3-6	Yes; class 6M4 using the SIPLUS Mounting Kit ET 200SP (6AG1193-6AA00-0AA0/6AG1193-6AB00-0AA0)
Usage in industrial process technology	
— Against chemically active substances acc. to EN 60654-4	Yes; Class 3 (excluding trichlorethylene)
— Environmental conditions for process, measuring and control systems acc. to ANSI/ISA-71.04	Yes; Level GX group A/B (excluding trichlorethylene; harmful gas concentrations up to the limits of EN 60721-3-3 class 3C4 permissible); level LC3 (salt spray) and level LB3 (oil)




Remark			
— Note regarding classification of environmental conditions acc. to EN 60721, EN 60654-4 and ANSI/ISA-71.04		* The supplied plug covers must remain in place over the unused interfaces during operation!	
Conformal coating			
● Coatings for printed circuit board assemblies acc. to EN 61086		Yes; Class 2 for high reliability	
● Protection against fouling acc. to EN 60664-3		Yes; Type 1 protection	
● Military testing according to MIL-I-46058C, Amendment 7		Yes; Discoloration of coating possible during service life	
● Qualification and Performance of Electrical Insulating Compound for Printed Board Assemblies according to IPC-CC-830A		Yes; Conformal coating, Class A	
Configuration			
Programming			
Programming language			
— LAD		Yes	
— FBD		Yes	
— STL		Yes	
— SCL		Yes	
— CFC		Yes	
— GRAPH		Yes	
Know-how protection			
● User program protection/password protection		Yes	
● Copy protection		Yes	
● Block protection		Yes	
Access protection			
● protection of confidential configuration data		Yes	
● Protection level: Write protection		Yes	
● Protection level: Read/write protection		Yes	
● Protection level: Write protection for Failsafe		No	
● Protection level: Complete protection		Yes	
● User administration		Yes; device-wide and centralized	
● Number of users		100	
● Number of groups		100	
● Number of roles		50	
Cycle time monitoring			
● lower limit		adjustable minimum cycle time	
● upper limit		adjustable maximum cycle time	
Dimensions			
Width		100 mm	
Height		117 mm	
Depth		75 mm	
Weights			
Weight, approx.		265 g	
Classifications			
		Version	Classification
	eClass	14	27-24-26-07
	eClass	12	27-24-26-07
	eClass	9.1	27-24-26-07
	eClass	9	27-24-26-07
	eClass	8	27-24-26-07
	eClass	7.1	27-24-26-07
	eClass	6	27-24-26-07
	ETIM	10	EC001603
	ETIM	9	EC001603
	ETIM	8	EC001603
	ETIM	7	EC001603
	IDEA	4	3565

	UNSPSC	15	32-15-17-05
Approvals / Certificates			
General Product Approval			

[Manufacturer Declaration](#)










[China RoHS](#)



[TÜEV](#)

EMV	For use in hazardous locations			Maritime application	Environment
 RCM	 IECEX	 ATEX	<a href="#">CCC-Ex</a>	 DNV	

last modified:

7/2/2025 