



Figure similar

\*\*\*spare part\*\*\* SIPLUS S7-300 SM 326F DI24 40-pole based on 6ES7326-1BK02-0AB0 with conformal coating, -25...+60 °C, 70° with forced convection, digital input F-DI 24x24 V DC fail-safe digital input for SIMATIC S7 F-systems with diagnostic alarm

General information	
based on	<a href="#">6ES7326-1BK02-0AB0</a>
Supply voltage	
Rated value (DC)	24 V
Input current	
from load voltage L+ (without load), max.	450 mA
from backplane bus 5 V DC, max.	100 mA
Encoder supply	
Number of outputs	4; Isolated
Output current	
• Rated value	400 mA
Power loss	
Power loss, typ.	10 W
Digital inputs	
Number of digital inputs	24
Number of simultaneously controllable inputs	
all mounting positions	
— up to 40 °C, max.	24
— up to 60 °C, max.	24; (at 24 V) or 18 (at 28.8 V)
Input voltage	
• Type of input voltage	DC
• Rated value (DC)	24 V
• for signal "0"	-30 to +5 V
• for signal "1"	+11 to +30V
Input current	
• for signal "0", max. (permissible quiescent current)	2 mA
• for signal "1", typ.	10 mA
Input delay (for rated value of input voltage)	
for standard inputs	
— at "0" to "1", max.	3.4 ms
— at "1" to "0", max.	3.4 ms
Cable length	
• shielded, max.	200 m
• unshielded, max.	100 m
Encoder	
Connectable encoders	
• 2-wire sensor	Yes; if short-circuit test is deactivated
— permissible quiescent current (2-wire sensor), max.	2 mA
Interrupts/diagnostics/status information	

Diagnostics function	Yes
<b>Alarms</b>	
• Diagnostic alarm	Yes
<b>Diagnoses</b>	
• Diagnostic information readable	Yes
<b>Diagnostics indication LED</b>	
• Fail-safe operation	Yes
• Group error SF (red)	Yes
<b>Potential separation</b>	
<b>Potential separation digital inputs</b>	
• between the channels	Yes
• between the channels, in groups of	12
• between the channels and backplane bus	Yes
<b>Isolation</b>	
Isolation tested with	500 V DC/350 V AC
<b>Standards, approvals, certificates</b>	
CE mark	Yes
UL approval	Yes; File E239877
RCM (formerly C-TICK)	Yes
KC approval	Yes
EAC (formerly Gost-R)	Yes
<b>Highest safety class achievable in safety mode</b>	
• acc. to DIN VDE 0801	AK 6
• acc. to EN 954	Cat. 4
• Performance level according to ISO 13849-1	e
• SIL acc. to IEC 61508	SIL 3
<b>Ambient conditions</b>	
<b>Ambient temperature during operation</b>	
• min.	-25 °C; = Tmin
• max.	60 °C; = Tmax; *+70 °C where forced convection with a minimum air velocity of 0.7 m/s through the modules and rated voltage of 24 V ±5 % are ensured. If in the course of maintenance or automatic diagnosis it is determined that the admissible specified parameters have been exceeded, the modules should be subjected to a proof test (function check) by the manufacturer.
<b>Altitude during operation relating to sea level</b>	
• Installation altitude above sea level, max.	2 000 m
• Ambient air temperature-barometric pressure-altitude	Tmin ... Tmax at 1 140 hPa ... 795 hPa (-1 000 m ... +2 000 m)
<b>Relative humidity</b>	
• With condensation, tested in accordance with IEC 60068-2-38, max.	100 %; RH incl. condensation/frost (no commissioning under condensation conditions)
<b>Resistance</b>	
<b>Use in stationary industrial systems</b>	
— to biologically active substances according to EN 60721-3-3	Yes; Class 3B2 mold, fungus and dry rot spores (with the exception of fauna); Class 3B3 on request
— to chemically active substances according to EN 60721-3-3	Yes; Class 3C4 (RH < 75 %) incl. salt spray acc. to EN 60068-2-52 (severity degree 3); *
— to mechanically active substances according to EN 60721-3-3	Yes; Class 3S4 incl. sand, dust, *
<b>Use on ships/at sea</b>	
— to biologically active substances according to EN 60721-3-6	Yes; Class 6B2 mold and fungal spores (excluding fauna); Class 6B3 on request
— to chemically active substances according to EN 60721-3-6	Yes; Class 6C3 (RH < 75 %) incl. salt spray acc. to EN 60068-2-52 (severity degree 3); *
— to mechanically active substances according to EN 60721-3-6	Yes; Class 6S3 incl. sand, dust; *
<b>Usage in industrial process technology</b>	
— Against chemically active substances acc. to EN 60654-4	Yes; Class 3 (excluding trichlorethylene)
— Environmental conditions for process, measuring and control systems acc. to ANSI/ISA-71.04	Yes; Level GX group A/B (excluding trichlorethylene; harmful gas concentrations up to the limits of EN 60721-3-3 class 3C4 permissible); level LC3 (salt spray) and level LB3 (oil)
<b>Remark</b>	
— Note regarding classification of environmental conditions acc. to EN 60721, EN 60654-4 and ANSI/ISA-71.04	* The supplied plug covers must remain in place over the unused interfaces during operation!

connection method	
required front connector	40-pin
Dimensions	
Width	80 mm
Height	125 mm
Depth	120 mm
Weights	
Weight, approx.	442 g
Classifications	

	Version	Classification
eClass	14	27-24-22-04
eClass	12	27-24-22-04
eClass	9.1	27-24-22-04
eClass	9	27-24-22-04
eClass	8	27-24-22-04
eClass	7.1	27-24-22-04
eClass	6	27-24-22-04
ETIM	10	EC001419
ETIM	9	EC001419
ETIM	8	EC001419
ETIM	7	EC001419
IDEA	4	3566
UNSPSC	15	32-15-17-05

Approvals / Certificates	
General Product Approval	






[Manufacturer Declaration](#)



[China RoHS](#)

[TUEV](#)



EMV	For use in hazardous locations			Functional Safety	
<a href="#">KC</a>	 RCM	 IECEX	 ATEX	<a href="#">CCC-Ex</a>	<a href="#">TUEV</a>

Test Certificates	
<a href="#">TUEV</a>	

last modified:

5/29/2024 