







Figure similar

spare part SIPLUS S7-300 SM 322 8RO 40-pole based on 6ES7322-5HF00-0AB0 with conformal coating, 0...+60 °C, digital output isolated, 8 DO (relay), 1x 40-pole, 24 V DC, 120-230 V AC, 5 A with RC filter overvoltage protection

General information	
based on	6ES7322-5HF00-0AB0
Supply voltage	
Load voltage L+	
• Rated value (DC)	24 V
• permissible range, lower limit (DC)	24 V
• permissible range, upper limit (DC)	120 V
Load voltage L1	
• Rated value (AC)	230 V
Input current	
from supply voltage L+, max.	160 mA
from backplane bus 5 V DC, max.	100 mA
Power loss	
Power loss, typ.	3.5 W
Digital outputs	
Number of digital outputs	8; Relays
Short-circuit protection	No; to be provided externally
Controlling a digital input	Yes
Switching capacity of the outputs	
• on lamp load, max.	1 500 W; 230 V AC
• Low energy/fluorescent lamps with electronic control gear	10x 58 W
• Fluorescent tubes, conventionally compensated	1x 58 W
• Fluorescent tubes, uncompensated	10x 58 W
Output current	
• for signal "1" rated value	5 A
• for signal "1" minimum load current	10 mA
Parallel switching of two outputs	
• for uprating	No
• for redundant control of a load	Yes
Switching frequency	
• with resistive load, max.	2 Hz
• with inductive load, max.	0.5 Hz
• With inductive load (to IEC 60947-5-1, DC13/AC15), max.	0.5 Hz
• on lamp load, max.	2 Hz
• mechanical, max.	10 Hz
Total current of the outputs (per group)	
horizontal installation	
— up to 60 °C, max.	5 A

vertical installation	
— up to 40 °C, max.	5 A
Relay outputs	
• Contact connection (internal)	Yes; 330 Ohm, 0.1uF
• Number of operating cycles, max.	100 000; 100 000 (24 V DC, at 5 A), 100 000 (230 V AC, at 5 A)
Switching capacity of contacts	
— with inductive load, max.	5 A; 5 A (230 V DC), 5 A (24 V AC)
— with resistive load, max.	5 A; 5 A (230 V DC), 5 A (24 V AC)
— Thermal continuous current, max.	5 A
Cable length	
• shielded, max.	1 000 m
• unshielded, max.	600 m
Interrupts/diagnostics/status information	
Alarms	Yes
Diagnostics function	Yes; Parameterizable
Alarms	
• Diagnostic alarm	Yes; Parameterizable
Diagnoses	
• Diagnostic information readable	Yes
Diagnostics indication LED	
• Group error SF (red)	Yes
• Status indicator digital output (green)	Yes
Potential separation	
Potential separation digital outputs	
• between the channels	Yes
• between the channels, in groups of	1
• between the channels and backplane bus	Yes; Optocoupler
• Between the channels and the power supply of the relays	Yes
Isolation	
Isolation tested with	1 500 V AC
Standards, approvals, certificates	
CE mark	Yes
UL approval	Yes; File E239877
RCM (formerly C-TICK)	Yes
KC approval	Yes
EAC (formerly Gost-R)	Yes
Ambient conditions	
Ambient temperature during operation	
• min.	0 °C; = Tmin
• max.	60 °C; = Tmax
Ambient temperature during storage/transportation	
• min.	-40 °C
• max.	70 °C
Altitude during operation relating to sea level	
• Installation altitude above sea level, max.	2 000 m
• Ambient air temperature-barometric pressure-altitude	Tmin ... Tmax at 1 140 hPa ... 795 hPa (-1 000 m ... +2 000 m)
Relative humidity	
• With condensation, tested in accordance with IEC 60068-2-38, max.	100 %; RH incl. condensation/frost (no commissioning under condensation conditions)
Resistance	
Use in stationary industrial systems	
— to biologically active substances according to EN 60721-3-3	Yes; Class 3B2 mold, fungus and dry rot spores (with the exception of fauna); Class 3B3 on request
— to chemically active substances according to EN 60721-3-3	Yes; Class 3C4 (RH < 75 %) incl. salt spray acc. to EN 60068-2-52 (severity degree 3); *
— to mechanically active substances according to EN 60721-3-3	Yes; Class 3S4 incl. sand, dust, *
Use on ships/at sea	
— to biologically active substances according to EN 60721-3-6	Yes; Class 6B2 mold and fungal spores (excluding fauna); Class 6B3 on request

— to chemically active substances according to EN 60721-3-6	Yes; Class 6C3 (RH < 75 %) incl. salt spray acc. to EN 60068-2-52 (severity degree 3); *																																										
— to mechanically active substances according to EN 60721-3-6	Yes; Class 6S3 incl. sand, dust; *																																										
Usage in industrial process technology																																											
— Against chemically active substances acc. to EN 60654-4	Yes; Class 3 (excluding trichlorethylene)																																										
— Environmental conditions for process, measuring and control systems acc. to ANSI/ISA-71.04	Yes; Level GX group A/B (excluding trichlorethylene; harmful gas concentrations up to the limits of EN 60721-3-3 class 3C4 permissible); level LC3 (salt spray) and level LB3 (oil)																																										
Remark																																											
— Note regarding classification of environmental conditions acc. to EN 60721, EN 60654-4 and ANSI/ISA-71.04	* The supplied plug covers must remain in place over the unused interfaces during operation!																																										
Connection method																																											
required front connector	40-pin																																										
Dimensions																																											
Width	40 mm																																										
Height	125 mm																																										
Depth	120 mm																																										
Weights																																											
Weight, approx.	320 g																																										
Classifications																																											
	<table><tr><td></td><td>Version</td><td>Classification</td></tr><tr><td>eClass</td><td>14</td><td>27-24-22-04</td></tr><tr><td>eClass</td><td>12</td><td>27-24-22-04</td></tr><tr><td>eClass</td><td>9.1</td><td>27-24-22-04</td></tr><tr><td>eClass</td><td>9</td><td>27-24-22-04</td></tr><tr><td>eClass</td><td>8</td><td>27-24-22-04</td></tr><tr><td>eClass</td><td>7.1</td><td>27-24-22-04</td></tr><tr><td>eClass</td><td>6</td><td>27-24-22-04</td></tr><tr><td>ETIM</td><td>10</td><td>EC001419</td></tr><tr><td>ETIM</td><td>9</td><td>EC001419</td></tr><tr><td>ETIM</td><td>8</td><td>EC001419</td></tr><tr><td>ETIM</td><td>7</td><td>EC001419</td></tr><tr><td>IDEA</td><td>4</td><td>3566</td></tr><tr><td>UNSPSC</td><td>15</td><td>32-15-17-05</td></tr></table>		Version	Classification	eClass	14	27-24-22-04	eClass	12	27-24-22-04	eClass	9.1	27-24-22-04	eClass	9	27-24-22-04	eClass	8	27-24-22-04	eClass	7.1	27-24-22-04	eClass	6	27-24-22-04	ETIM	10	EC001419	ETIM	9	EC001419	ETIM	8	EC001419	ETIM	7	EC001419	IDEA	4	3566	UNSPSC	15	32-15-17-05
	Version	Classification																																									
eClass	14	27-24-22-04																																									
eClass	12	27-24-22-04																																									
eClass	9.1	27-24-22-04																																									
eClass	9	27-24-22-04																																									
eClass	8	27-24-22-04																																									
eClass	7.1	27-24-22-04																																									
eClass	6	27-24-22-04																																									
ETIM	10	EC001419																																									
ETIM	9	EC001419																																									
ETIM	8	EC001419																																									
ETIM	7	EC001419																																									
IDEA	4	3566																																									
UNSPSC	15	32-15-17-05																																									
Approvals / Certificates																																											
General Product Approval	EMV																																										
<div><div>Manufacturer Declaration</div><div></div><div> EG-Konf.</div><div>China RoHS</div><div> UL</div><div> RCM</div></div>																																											

last modified:

7/1/2025 