



Figure similar

SIPLUS ET 200SP CM PTP based on 6ES7137-6AA01-0BA0 with conformal coating, -40...+70 °C, communications module for serial connection RS-422, RS-485 and RS-232, Freeport, 3964 (R), USS, MODBUS RTU master, slave, max. 250 Kbit/s, suitable for BU type A0,

General information	
Product type designation	CM PtP
Firmware version	
• FW update possible	Yes
based on	6ES7137-6AA01-0BA0
usable BaseUnits	BU type A0
Product function	
• I&M data	Yes; I&M0 to I&M3
• Isochronous mode	No
Engineering with	
• STEP 7 TIA Portal configurable/integrated from version	see entry ID: 109746275
Supply voltage	
Rated value (DC)	24 V
permissible range, lower limit (DC)	19.2 V
permissible range, upper limit (DC)	28.8 V
Reverse polarity protection	Yes
Input current	
Current consumption (rated value)	31 mA
Current consumption, max.	35 mA
Power loss	
Power loss, typ.	0.7 W
Address area	
Address space per module	
• Inputs	8 byte; performance mode: 32 byte
• Outputs	0 byte; performance mode: 32 byte
Hardware configuration	
Automatic encoding	Yes
• Mechanical coding element	Yes
• Type of mechanical coding element	type D
1. Interface	
Interface types	
• RS 485	Yes
• RS 422	Yes
• RS 232	Yes
• Design of the connection	Push-in terminal
Interface types	
RS 232	
• Transmission rate, max.	115.2 kbit/s

• Cable length, max.	15 m
• RS 232 auxiliary signals	RTS, CTS, DTR, DSR, RI, DCD
RS 485	
• Transmission rate, max.	250 kbit/s
• Cable length, max.	1 200 m; 100 to 1200 m, depending on transmission speed
RS 422	
• Transmission rate, max.	115.2 kbit/s
• Cable length, max.	1 200 m
• 4-wire full duplex connection	Yes
• 4-wire multipoint connection	Yes
Protocols	
Integrated protocols	
Freeport	
— Telegram length, max.	2 kbyte; performance mode: receive data max. 24 byte and send data max. 30 byte
— Bits per character	7 or 8
— Number of stop bits	1 or 2 bit
— Parity	None, even, odd, always 1, always 0, any
3964 (R)	
— Telegram length, max.	2 kbyte; performance mode: receive data max. 24 byte and send data max. 30 byte
— Bits per character	7 or 8
— Number of stop bits	1 or 2 bit
— Parity	None, even, odd, always 1, always 0, any
Modbus RTU master	
— Address area	1 to 247, extended 1 to 65535
— max. number of devices	32
Modbus RTU device	
— Address area	1 to 247, extended 1 to 65535
Telegram buffer	
• Buffer memory for telegrams	4 kbyte
• Number of telegrams which can be buffered	255
Interrupts/diagnostics/status information	
Diagnostics function	Yes
Alarms	
• Diagnostic alarm	Yes
• Hardware interrupt	No
Diagnoses	
• Wire-break	Yes
Diagnostics indication LED	
• Monitoring of the supply voltage (PWR-LED)	Yes; green PWR LED
• for module diagnostics	Yes; green/red DIAG LED
• Receive RxD	Yes; green LED
• Transmit TxD	Yes; green LED
Potential separation	
between backplane bus and interface	Yes
Isolation	
Isolation tested with	707 V DC (type test)
Standards, approvals, certificates	
Ecological footprint	
• environmental product declaration	Yes
Global warming potential	
— global warming potential, (total) [CO2 eq]	25.2 kg
— global warming potential, (during production) [CO2 eq]	6.15 kg
— global warming potential, (during operation) [CO2 eq]	19.4 kg
— global warming potential, (after end of life cycle) [CO2 eq]	-0.289 kg
Ambient conditions	

Ambient temperature during operation	
• horizontal installation, min.	-40 °C; = Tmin (incl. condensation/frost)
• horizontal installation, max.	70 °C; = Tmax
• vertical installation, min.	-40 °C; = Tmin
• vertical installation, max.	50 °C; = Tmax
Altitude during operation relating to sea level	
• Installation altitude above sea level, max.	5 000 m
• Ambient air temperature-barometric pressure-altitude	Tmin ... Tmax at 1 140 hPa ... 795 hPa (-1 000 m ... +2 000 m) // Tmin ... (Tmax - 10 K) at 795 hPa ... 658 hPa (+2 000 m ... +3 500 m) // Tmin ... (Tmax -20 K) at 658 hPa ... 540 hPa (+3 500 m ... +5 000 m)
Relative humidity	
• With condensation, tested in accordance with IEC 60068-2-38, max.	100 %; RH incl. condensation / frost (no commissioning in bedewed state), horizontal installation
Resistance	
Coolants and lubricants	
— Resistant to commercially available coolants and lubricants	Yes; Incl. diesel and oil droplets in the air
Use in stationary industrial systems	
— to biologically active substances according to EN 60721-3-3	Yes; Class 3B2 mold, fungus and dry rot spores (with the exception of fauna); Class 3B3 on request
— to chemically active substances according to EN 60721-3-3	Yes; Class 3C4 (RH < 75 %) incl. salt spray acc. to EN 60068-2-52 (severity degree 3); *
— to mechanically active substances according to EN 60721-3-3	Yes; Class 3S4 incl. sand, dust, *
— Against mechanical environmental conditions acc. to EN 60721-3-3	Yes; Class 3M8 using the SIPLUS Mounting Kit ET 200SP (6AG1193-6AA00-0AA0)
Use on land craft, rail vehicles and special-purpose vehicles	
— Against mechanical environmental conditions acc. to EN 60721-3-5	Yes; Class 5M2 using the SIPLUS Mounting Kit ET 200SP (6AG1193-6AA00-0AA0)
— against mechanical environmental conditions in agriculture acc. to ISO 15003	Yes; level 1 (Location LE) using the SIPLUS Mounting Kit ET 200SP (6AG1193-6AA00-0AA0)
Use on ships/at sea	
— to biologically active substances according to EN 60721-3-6	Yes; Class 6B2 mold, fungal and dry rot spores (excluding fauna)
— to chemically active substances according to EN 60721-3-6	Yes; Class 6C3 (RH < 75 %) incl. salt spray acc. to EN 60068-2-52 (severity degree 3); *
— to mechanically active substances according to EN 60721-3-6	Yes; Class 6S3 incl. sand, dust; *
— Against mechanical environmental conditions acc. to EN 60721-3-6	Yes; Class 6M4 using the SIPLUS Mounting Kit ET 200SP (6AG1193-6AA00-0AA0)
Usage in industrial process technology	
— Against chemically active substances acc. to EN 60654-4	Yes; Class 3 (excluding trichlorethylene)
— Environmental conditions for process, measuring and control systems acc. to ANSI/ISA-71.04	Yes; Level GX group A/B (excluding trichlorethylene; harmful gas concentrations up to the limits of EN 60721-3-3 class 3C4 permissible); level LC3 (salt spray) and level LB3 (oil)
Remark	
— Note regarding classification of environmental conditions acc. to EN 60721, EN 60654-4 and ANSI/ISA-71.04	* The supplied plug covers must remain in place over the unused interfaces during operation!
Conformal coating	
• Coatings for printed circuit board assemblies acc. to EN 61086	Yes; Class 2 for high reliability
• Protection against fouling acc. to EN 60664-3	Yes; Type 1 protection
• Military testing according to MIL-I-46058C, Amendment 7	Yes; Discoloration of coating possible during service life
• Qualification and Performance of Electrical Insulating Compound for Printed Board Assemblies according to IPC-CC-830A	Yes; Conformal coating, Class A
Decentralized operation	
to SIMATIC S7-300	Yes
to SIMATIC S7-400	Yes
to SIMATIC S7-1200	Yes
to SIMATIC S7-1500	Yes
to standard PROFINET controller	Yes
Dimensions	

Width	15 mm
Height	73 mm
Depth	58 mm
Weights	
Weight, approx.	30 g
Classifications	

	Version	Classification
eClass	14	27-24-26-08
eClass	12	27-24-26-08
eClass	9.1	27-24-26-08
eClass	9	27-24-26-08
eClass	8	27-24-26-08
eClass	7.1	27-24-26-08
eClass	6	27-24-26-08
ETIM	10	EC001604
ETIM	9	EC001604
ETIM	8	EC001604
ETIM	7	EC001604
IDEA	4	3564
UNSPSC	15	32-15-17-05


Approvals / Certificates	
General Product Approval	EMV

[Manufacturer Declaration](#)




EG-Konf.


[China RoHS](#)


UL


RCM

For use in hazardous locations


IECEX



ATEX

[CCC-Ex](#)

Maritime application


DNV

Environment



last modified:

1/8/2026 