








Figure similar

SIPLUS ET 200SP DQ 4x24..230VAC/2A HF based on 6ES7132-6FD00-0CU0 with conformal coating, -40...+70 °C, digital output module, suitable for BU type U0, color code CC20, channel diagnostics two alternative operating modes: DQ and power control,

General information	
Product type designation	DQ 4x24 ... 230 V AC/2 A HF
Firmware version	
• FW update possible	Yes
based on	<a href="#">6ES7132-6FD00-0CU0</a>
usable BaseUnits	BU type U0
Color code for module-specific color identification plate	CC20
Product function	
• I&M data	Yes; I&M0 to I&M3
• Isochronous mode	No
Engineering with	
• STEP 7 TIA Portal configurable/integrated from version	see entry ID: 109746275
Operating mode	
• DQ	Yes
• DQ with energy-saving function	Yes
• PWM	No
• Oversampling	No
• MSO	No
• Phase control	Yes; Control area: 8.5 ... 100% of the phase angle
• Trailing-edge phase	No
• Half-wave	Yes
• Full-wave	Yes
Supply voltage	
Rated value (AC)	230 V; 47 ... 63 Hz, max. rate of change of frequency 1 mHz/s
permissible range, lower limit (AC)	20.4 V
permissible range, upper limit (AC)	264 V
Input current	
Current consumption (rated value)	8 mA; without load
output voltage / header	
Rated value (AC)	230 V; 24V AC to 230V AC
Power loss	
Power loss, typ.	9 W; Active power, load voltage 230 V, all outputs loaded with 2 A, 50 Hz
Address area	
Address space per module	
• Inputs	+ 1 byte for QI information
• Outputs	8 byte
Hardware configuration	
Automatic encoding	Yes
• Mechanical coding element	Yes

• Type of mechanical coding element	type C
Selection of BaseUnit for connection variants	
• 1-wire connection	BU type U0
• 2-wire connection	BU type U0
• 3-wire connection	BU type U0 + Potential distributor module
<b>Digital outputs</b>	
Type of digital output	Triac
Number of digital outputs	4
Current-sinking	No
Current-sourcing	Yes
Digital outputs, parameterizable	Yes
Short-circuit protection	No; external fusing necessary
Open-circuit detection	Yes; channel by channel
• Response threshold, typ.	1 mA; 40 V AC or more
Overload protection	No; A miniature fuse with 10 tripping current and tripping characteristic "quick response" must be provided in the module supply
Controlling a digital input	Yes
Switching capacity of the outputs	
• with resistive load, max.	2 A; Max. 4 A, see additional description in manual
• with inductive load, max.	2 A
• on lamp load, max.	100 W; Tungsten rating in accordance with UL; for thermistors with higher power ratings, see the notes in the manual
Output voltage	
• for signal "1", min.	20.4 V
Output current	
• for signal "1" rated value	2 A
• for signal "1" permissible range, min.	10 mA
• for signal "1" permissible range, max.	4 A; note derating data in the manual
• for signal "0" residual current, max.	3 mA
Output delay with resistive load	
• "0" to "1", max.	40 ms; 2 AC cycles
• "1" to "0", max.	20 ms; 1 AC cycle
Parallel switching of two outputs	
• for logic links	No
• for uprating	No
• for redundant control of a load	Yes
Switching frequency	
• with resistive load, max.	10 Hz; Applies to DQ mode; limited by line frequency in PC mode
• with inductive load (acc. to IEC 60947-5-1, AC15), max.	10 Hz; Applies to DQ mode; limited by line frequency in PC mode
• on lamp load, max.	1 Hz; Applies to DQ mode; limited by line frequency in PC mode
Total current of the outputs	
• Current per channel, max.	2 A; Max. 4 A, see additional description in manual
• Current per module, max.	8 A
Total current of the outputs (per module)	
horizontal installation	
— up to 40 °C, max.	8 A; Applicable for current channels up to 2 A. For current channels between 2 A and 4 A, note derating data in the manual
— up to 50 °C, max.	6 A; Applicable for current channels up to 2 A. For current channels between 2 A and 4 A, note derating data in the manual
— up to 60 °C, max.	4 A; Applicable for current channels up to 2 A. For current channels between 2 A and 4 A, note derating data in the manual
— up to 70 °C, max.	2 A; Applicable for current channels up to 2 A
vertical installation	
— up to 30 °C, max.	8 A
— up to 40 °C, max.	6 A
— up to 50 °C, max.	4 A
Cable length	
• shielded, max.	1 000 m
• unshielded, max.	600 m
<b>Interrupts/diagnostics/status information</b>	
Diagnostics function	Yes
Substitute values connectable	Yes

<b>Alarms</b>	
• Diagnostic alarm	Yes
<b>Diagnoses</b>	
• Diagnostic information readable	Yes
• Monitoring the supply voltage	Yes
• Wire-break	Yes; channel by channel
• Short-circuit	No
• Group error	Yes
<b>Diagnostics indication LED</b>	
• Monitoring of the supply voltage (PWR-LED)	Yes; green PWR LED
• Channel status display	Yes; green LED
• for channel diagnostics	Yes; red Fn LED
• for module diagnostics	Yes; green/red DIAG LED
<b>Potential separation</b>	
<b>Potential separation channels</b>	
• between the channels	No
• between the channels and backplane bus	Yes
• between the channels and the power supply of the electronics	No
<b>Isolation</b>	
Isolation tested with	2 545 V DC/2 s (routine test)
<b>Standards, approvals, certificates</b>	
Suitable for safety functions	No
<b>Ambient conditions</b>	
<b>Ambient temperature during operation</b>	
• horizontal installation, min.	-40 °C; = Tmin (incl. condensation/frost)
• horizontal installation, max.	70 °C; = Tmax
• vertical installation, min.	-40 °C; = Tmin
• vertical installation, max.	50 °C; = Tmax
<b>Altitude during operation relating to sea level</b>	
• Installation altitude above sea level, max.	2 000 m
• Ambient air temperature-barometric pressure-altitude	Tmin ... Tmax at 1 140 hPa ... 795 hPa (-1 000 m ... +2 000 m)
<b>Relative humidity</b>	
• With condensation, tested in accordance with IEC 60068-2-38, max.	100 %; RH incl. condensation / frost (no commissioning in bedewed state), horizontal installation
<b>Resistance</b>	
<b>Coolants and lubricants</b>	
— Resistant to commercially available coolants and lubricants	Yes; Incl. diesel and oil droplets in the air
<b>Use in stationary industrial systems</b>	
— to biologically active substances according to EN 60721-3-3	Yes; Class 3B2 mold, fungus and dry rot spores (with the exception of fauna); Class 3B3 on request
— to chemically active substances according to EN 60721-3-3	Yes; Class 3C4 (RH < 75 %) incl. salt spray acc. to EN 60068-2-52 (severity degree 3); *
— to mechanically active substances according to EN 60721-3-3	Yes; Class 3S4 incl. sand, dust, *
— Against mechanical environmental conditions acc. to EN 60721-3-3	Yes; Class 3M8 using the SIPLUS Mounting Kit ET 200SP (6AG1193-6AA00-0AA0)
<b>Use on ships/at sea</b>	
— to biologically active substances according to EN 60721-3-6	Yes; Class 6B2 mold, fungal and dry rot spores (excluding fauna)
— to chemically active substances according to EN 60721-3-6	Yes; Class 6C3 (RH < 75 %) incl. salt spray acc. to EN 60068-2-52 (severity degree 3); *
— to mechanically active substances according to EN 60721-3-6	Yes; Class 6S3 incl. sand, dust; *
— Against mechanical environmental conditions acc. to EN 60721-3-6	Yes; Class 6M4 using the SIPLUS Mounting Kit ET 200SP (6AG1193-6AA00-0AA0)
<b>Usage in industrial process technology</b>	
— Against chemically active substances acc. to EN 60654-4	Yes; Class 3 (excluding trichlorethylene)
— Environmental conditions for process, measuring and control systems acc. to ANSI/ISA-71.04	Yes; Level GX group A/B (excluding trichlorethylene; harmful gas concentrations up to the limits of EN 60721-3-3 class 3C4 permissible); level LC3 (salt spray) and level LB3 (oil)
<b>Remark</b>	
— Note regarding classification of environmental	* The supplied plug covers must remain in place over the unused interfaces

conditions acc. to EN 60721, EN 60654-4 and ANSI/ISA-71.04		during operation!	
Conformal coating			
<ul style="list-style-type: none"><li>• Coatings for printed circuit board assemblies acc. to EN 61086</li><li>• Protection against fouling acc. to EN 60664-3</li><li>• Military testing according to MIL-I-46058C, Amendment 7</li><li>• Qualification and Performance of Electrical Insulating Compound for Printed Board Assemblies according to IPC-CC-830A</li></ul>		<div>Yes; Class 2 for high reliability</div> <div>Yes; Type 1 protection</div> <div>Yes; Discoloration of coating possible during service life</div> <div>Yes; Conformal coating, Class A</div>	
Dimensions			
Width	20 mm		
Height	73 mm		
Depth	58 mm		
Weights			
Weight, approx.	50 g		
Classifications			
		Version	Classification
	eClass	14	27-24-26-04
	eClass	12	27-24-26-04
	eClass	9.1	27-24-26-04
	eClass	9	27-24-26-04
	eClass	8	27-24-26-04
	eClass	7.1	27-24-26-04
	eClass	6	27-24-26-04
	ETIM	10	EC001599
	ETIM	9	EC001599
	ETIM	8	EC001599
	ETIM	7	EC001599
	IDEA	4	3566
	UNSPSC	15	32-15-17-05
Approvals / Certificates			
General Product Approval			EMV
<a href="#">Manufacturer Declaration</a>		 EG-Konf.	<a href="#">China RoHS</a>
		 UL	 RCM
Maritime application			
			

last modified:

7/9/2025 