






Figure similar

SIPLUS ET 200SP DQ 8x24 V DC/0.5 A HF based on 6ES7132-6BF01-0CA0 with conformal coating -40...+70 °C output module, DQ 8x24 V DC/0.5 A High Feature, source output (PNP, sourcing output) packing unit: 1 unit, suitable for BU type A0, color code CC02, channel diagnostics for: short-circuit and wire break, supply voltage, channel fault

General information	
Product type designation	DQ 8x24VDC/0.5A HF
Firmware version	
• FW update possible	Yes
based on	6ES7132-6BF01-0CA0
usable BaseUnits	BU type A0
Color code for module-specific color identification plate	CC02
Product function	
• I&M data	Yes; I&M0 to I&M3
• Isochronous mode	Yes
Engineering with	
• STEP 7 TIA Portal configurable/integrated from version	see entry ID: 109746275
Operating mode	
• DQ	Yes
• DQ with energy-saving function	No
• PWM	No
• Oversampling	No
• MSO	Yes
Supply voltage	
Rated value (DC)	24 V
permissible range, lower limit (DC)	19.2 V
permissible range, upper limit (DC)	28.8 V
Reverse polarity protection	Yes
Input current	
Current consumption, max.	20 mA; without load
Output voltage	
Rated value (DC)	24 V
Power loss	
Power loss, typ.	1 W
Address area	
Address space per module	
• Address space per module, max.	8 byte; 2 channels per submodule + QI information
Hardware configuration	
Automatic encoding	Yes
• Mechanical coding element	Yes
• Type of mechanical coding element	Type A
Submodules	
• Number of configurable submodules, max.	4

Selection of BaseUnit for connection variants	
• 1-wire connection	BU type A0
• 2-wire connection	BU type A0
• 3-wire connection	BU type A0 with AUX terminals or potential distributor module
Digital outputs	
Type of digital output	Source output (PNP, current-sourcing)
Number of digital outputs	8
Current-sinking	No
Current-sourcing	Yes
Digital outputs, parameterizable	Yes
output type acc. to IEC 61131, type 0.5	Yes
Short-circuit protection	Yes; Electronic
• Response threshold, typ.	0.7 to 1.3 A
Open-circuit detection	Yes
Limitation of inductive shutdown voltage to	Typ. L+ (-50 V)
Controlling a digital input	Yes
Switching capacity of the outputs	
• with resistive load, max.	0.5 A
• with inductive load, max.	0.5 A
• on lamp load, max.	5 W
Load resistance range	
• lower limit	48 Ω
• upper limit	12 kΩ
Output current	
• for signal "1" rated value	0.5 A
• for signal "1" permissible range, max.	0.5 A
• for signal "0" residual current, max.	0.1 mA
Output delay with resistive load	
• "0" to "1", typ.	50 μs
• "1" to "0", typ.	100 μs
Parallel switching of two outputs	
• for uprating	No
• for redundant control of a load	Yes
Switching frequency	
• with resistive load, max.	100 Hz
• with inductive load, max.	0.1 Hz; higher frequencies are possible, see Equipment Manual "Maximum permitted switching frequency of inductive loads"
• on lamp load, max.	10 Hz
Total current of the outputs	
• Current per channel, max.	0.5 A
• Current per module, max.	4 A
Total current of the outputs (per module)	
horizontal installation	
— up to 60 °C, max.	4 A
— up to 70 °C, max.	3 A
vertical installation	
— up to 50 °C, max.	4 A
Cable length	
• shielded, max.	1 000 m
• unshielded, max.	600 m
Isochronous mode	
Execution and activation time (TCO), min.	48 μs
Bus cycle time (TDP), min.	500 μs
Jitter, max.	8 μs
Interrupts/diagnostics/status information	
Diagnostics function	Yes
Substitute values connectable	Yes
Alarms	
• Diagnostic alarm	Yes

Diagnoses	
• Monitoring the supply voltage	Yes
— parameterizable	Yes
• Wire-break	Yes; channel by channel
• Short-circuit to M	Yes; channel by channel
• Short-circuit to L+	Yes; channel by channel
• Group error	Yes
Diagnostics indication LED	
• Monitoring of the supply voltage (PWR-LED)	Yes; green PWR LED
• Channel status display	Yes; green LED
• for channel diagnostics	Yes; red LED
• for module diagnostics	Yes; green/red DIAG LED
Potential separation	
Potential separation channels	
• between the channels	No
• between the channels and backplane bus	Yes
• Between the channels and load voltage L+	No
Isolation	
Isolation tested with	707 V DC (type test)
Standards, approvals, certificates	
Suitable for safety functions	No
Suitable for safety-related tripping of standard modules	Yes; see FAQ Entry ID: 39198632
Highest safety class achievable for safety-related tripping of standard modules	
• Performance level according to ISO 13849-1	PL d
• Category according to ISO 13849-1	Cat. 3
• SIL acc. to IEC 62061	SIL 2
• remark on safety-oriented shutdown	https://support.industry.siemens.com/cs/de/en/view/39198632
Ambient conditions	
Ambient temperature during operation	
• horizontal installation, min.	-40 °C; = Tmin (incl. condensation/frost)
• horizontal installation, max.	70 °C; = Tmax; > +60 °C max. total current 3 A
• vertical installation, min.	-40 °C; = Tmin
• vertical installation, max.	50 °C; = Tmax
Altitude during operation relating to sea level	
• Installation altitude above sea level, max.	5 000 m
• Ambient air temperature-barometric pressure-altitude	Tmin ... Tmax at 1 140 hPa ... 795 hPa (-1 000 m ... +2 000 m) // Tmin ... (Tmax - 10 K) at 795 hPa ... 658 hPa (+2 000 m ... +3 500 m) // Tmin ... (Tmax -20 K) at 658 hPa ... 540 hPa (+3 500 m ... +5 000 m)
Relative humidity	
• With condensation, tested in accordance with IEC 60068-2-38, max.	100 %; RH incl. condensation / frost (no commissioning in bedewed state), horizontal installation
Resistance	
Coolants and lubricants	
— Resistant to commercially available coolants and lubricants	Yes; Incl. diesel and oil droplets in the air
Use in stationary industrial systems	
— to biologically active substances according to EN 60721-3-3	Yes; Class 3B2 mold, fungus and dry rot spores (with the exception of fauna); Class 3B3 on request
— to chemically active substances according to EN 60721-3-3	Yes; Class 3C4 (RH < 75%) incl. salt spray acc. to EN 60068-2-52 (severity degree 3)
— to mechanically active substances according to EN 60721-3-3	Yes; Class 3S4 incl. sand, dust
— Against mechanical environmental conditions acc. to EN 60721-3-3	Yes; Class 3M8 using the SIPLUS Mounting Kit ET 200SP (6AG1193-6AA00-0AA0//6AG1193-6AB00-0AA0)
Use on ships/at sea	
— to biologically active substances according to EN 60721-3-6	Yes; Class 6B2 mold, fungal and dry rot spores (excluding fauna)
— to chemically active substances according to EN 60721-3-6	Yes; Class 6C3 (RH < 75%) incl. salt spray acc. to EN 60068-2-52 (severity degree 3).
— to mechanically active substances according to EN 60721-3-6	Yes; Class 6S3 incl. sand, dust
— Against mechanical environmental conditions acc.	Yes; class 6M4 using the SIPLUS Mounting Kit ET 200SP (6AG1193-6AA00-

to EN 60721-3-6		0AA0/6AG1193-6AB00-0AA0)	
Usage in industrial process technology			
— Against chemically active substances acc. to EN 60654-4		Yes; Class 3 (excluding trichlorethylene)	
— Environmental conditions for process, measuring and control systems acc. to ANSI/ISA-71.04		Yes; Level GX group A/B (excluding trichlorethylene; harmful gas concentrations up to the limits of EN 60721-3-3 class 3C4 permissible); level LC3 (salt spray) and level LB3 (oil)	
Conformal coating			
● Coatings for printed circuit board assemblies acc. to EN 61086		Yes; Class 2 for high reliability	
● Protection against fouling acc. to EN 60664-3		Yes; Type 1 protection	
● Military testing according to MIL-I-46058C, Amendment 7		Yes; Discoloration of coating possible during service life	
● Qualification and Performance of Electrical Insulating Compound for Printed Board Assemblies according to IPC-CC-830A		Yes; Conformal coating, Class A	
Dimensions			
Width		15 mm	
Height		73 mm	
Depth		58 mm	
Weights			
Weight, approx.		30 g	
Classifications			
		Version	Classification
	eClass	14	27-24-26-04
	eClass	12	27-24-26-04
	eClass	9.1	27-24-26-04
	eClass	9	27-24-26-04
	eClass	8	27-24-26-04
	eClass	7.1	27-24-26-04
	eClass	6	27-24-26-04
	ETIM	10	EC001599
	ETIM	9	EC001599
	ETIM	8	EC001599
	ETIM	7	EC001599
Approvals / Certificates			
General Product Approval		Maritime application	
Manufacturer Declaration		China RoHS	
			
			

last modified:

10/23/2025 