



Figure similar


ET 200pro RSE HF Reversing starter High Feature Mechanical switching
Electronic overload protection AC-3, 0.9 kW / 400 V 0.15 A...2.00 A Brake contact
400 V AC 4 DI Han Q4/2 - Han Q8/0

product brand name	SIMATIC
product designation	Motor starters
design of the product	reversing starter
product type designation	ET 200pro
General technical data	
product function on-site operation	Yes
insulation voltage rated value	400 V
degree of pollution	3
surge voltage resistance rated value	6 kV
maximum permissible voltage for protective separation between main and auxiliary circuit	400 V
shock resistance	15g / 11 ms
vibration resistance	2g
mechanical service life (operating cycles) of the main contacts typical	30 000 000
type of coordination	1
reference code according to IEC 81346-2	Q
Substance Prohibitance (Date)	05/01/2012
SVHC substance name	Lead - 7439-92-1 Lead monoxide (lead oxide) - 1317-36-8 2,2',6,6'-tetrabromo-4,4'-isopropylidenediphenol - 79-94-7 Lead titanium zirconium oxide - 12626-81-2 6,6'-di-tert-butyl-2,2'-methylenedi-p-cresol - 119-47-1
Net Weight	1.969 kg
product function	
• direct start	No
• reverse starting	Yes
product component motor brake output	Yes
product feature	
• brake control with 230 V AC	No
• brake control with 400 V AC	Yes
• brake control with 24 V DC	No
• brake control with 180 V DC	No
• brake control with 500 V DC	No
type of voltage of the supply voltage for brake control required	AC
supply voltage for brake control required	400 V
product function short circuit protection	Yes
design of short-circuit protection	fuse
maximum short-circuit current breaking capacity (Icu)	

• at 400 V rated value	100 000 A
Safety related data	
proportion of dangerous failures	
• with low demand rate according to SN 31920	50 %
• with high demand rate according to SN 31920	75 %
B10 value with high demand rate according to SN 31920	1 000 000
failure rate [FIT] with low demand rate according to SN 31920	100 FIT
IEC 61508	
T1 value for proof test interval or service life according to IEC 61508	20 a
Electrical Safety	
touch protection against electrical shock	finger-safe
Main circuit	
number of poles for main current circuit	3
design of the switching contact	electromechanical
adjustable current response value current of the current-dependent overload release	0.15 ... 2 A
type of the motor protection	solid-state
type of voltage	AC
operating voltage rated value	200 ... 400 V
operating range relative to the operating voltage at AC at 50 Hz	200 ... 440 V
operational current	
• at AC at 400 V rated value	2 A
• at AC-3 at 400 V rated value	2 A
operating power	
• at AC-3 at 400 V rated value	900 W
operating power for 3-phase motors at 400 V at 50 Hz	70 ... 900 W
Inputs/ Outputs	
product function	
• digital inputs parameterizable	Yes
• digital outputs parameterizable	No
number of digital inputs	4
number of sockets	
• for digital output signals	0
• for digital input signals	4
Supply voltage	
type of voltage of the supply voltage	DC
supply voltage 1 at DC	24 ... 24 V
supply voltage 1 at DC rated value	
• minimum permissible	20.4 V
• maximum permissible	28.8 V
Control circuit/ Control	
type of voltage of the control supply voltage	DC
control supply voltage at DC rated value	20.4 ... 28.8 V
control supply voltage 1 at DC rated value	20.4 ... 28.8 V
control supply voltage 1 at DC	24 ... 24 V
power loss [W] in auxiliary and control circuit	
• in switching state OFF	
— with bypass circuit	1.6416 W
— without bypass circuit	1.6416 W
• in switching state ON	
— with bypass circuit	3.888 W
— without bypass circuit	3.888 W
Installation/ mounting/ dimensions	
mounting position	vertical, horizontal
fastening method	screw fixing
height	230 mm
width	110 mm

depth	150 mm
Ambient conditions	
installation altitude at height above sea level maximum	3 500 m
ambient temperature	
• during operation	-25 ... +55 °C
• during storage	-40 ... +70 °C
• during transport	-40 ... +70 °C
relative humidity during operation	5 ... 95 %
Communication/ Protocol	
protocol is supported	
• PROFIBUS DP protocol	Yes
• PROFINET protocol	Yes
design of the interface PROFINET protocol	Yes
product function bus communication	Yes
protocol is supported AS-Interface protocol	No
product function	
• supports PROFinergy measured values	Yes
• supports PROFinergy shutdown	Yes
address space memory of address range	
• of the inputs	2 byte
• of the outputs	2 byte
type of electrical connection of the communication interface	via backplane bus
Connections/ Terminals	
type of electrical connection	
• for main current circuit	tab terminals
type of electrical connection	
• 1 for digital input signals	M12 socket
• 2 for digital input signals	M12 socket
• 3 for digital input signals	M12 socket
• 4 for digital input signals	M12 socket
type of electrical connection	
• at the manufacturer-specific device interface	optical interface
• for main energy infeed	socket according to ISO23570
• for load-side outgoing feeder	socket according to ISO23570
• for main energy transmission	socket according to ISO23570
• for supply voltage line-side	via backplane bus
• for supply voltage transmission	via backplane bus
UL/CSA ratings	
operating voltage at AC at 60 Hz according to CSA and UL rated value	600 V
Approvals Certificates	
General Product Approval	
EMV	



Test Certificates	other	Dangerous goods	Environment
Type Test Certificates/Test Report		Confirmation	Transport Information
			Environmental Confirmations

Further information
Information on the packaging https://support.industry.siemens.com/cs/ww/en/view/109813875
Information for data generation and storage https://support.industry.siemens.com/cs/ww/en/view/109995012

Information- and Downloadcenter (Catalogs, Brochures,...)

<https://www.siemens.com/ic10>

Industry Mall (Online ordering system)

<https://mall.industry.siemens.com/mall/en/en/Catalog/product?mlfb=3RK1304-5KS40-3AA3>

Cax online generator

<https://support.automation.siemens.com/WW/CAXorder/default.aspx?lang=en&mlfb=3RK1304-5KS40-3AA3>

Service&Support (Manuals, Certificates, Characteristics, FAQs,...)

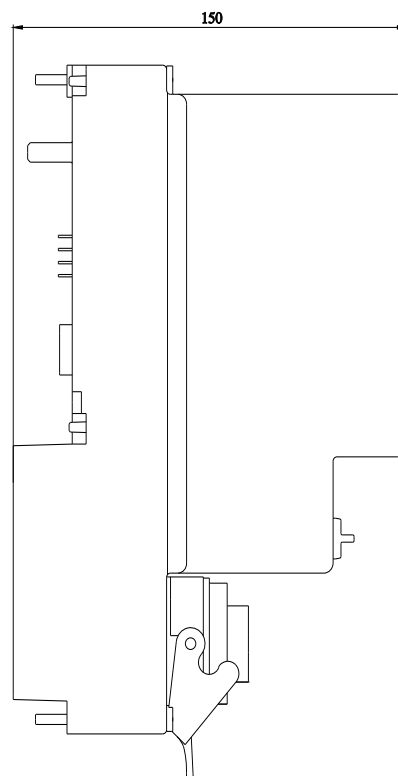
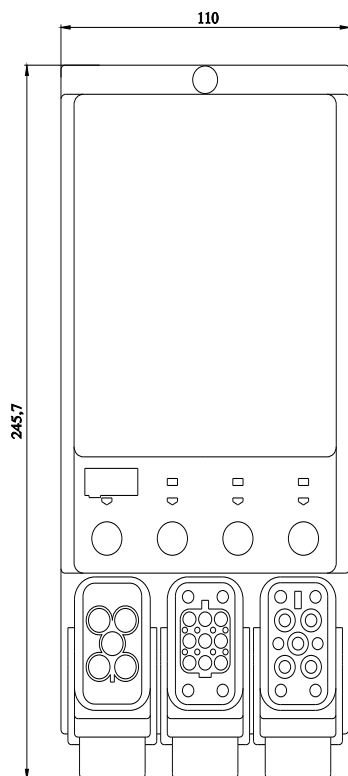
<https://support.industry.siemens.com/cs/ww/en/ps/3RK1304-5KS40-3AA3>

Image database (product images, 2D dimension drawings, 3D models, device circuit diagrams, EPLAN macros, ...)

https://www.automation.siemens.com/bilddb/cax_de.aspx?mlfb=3RK1304-5KS40-3AA3&lang=en

Characteristic curves

https://curves.simaris.siemens.com/curves/<mmp_prod_noCOMP="HAUPT"></mmp_prod_no>



last modified:

4/1/2025 